



**Ameri-Tech**  
Community Management

# **Financial Report Package**

**Unaudited for Management's Use Only**

**October 2024**

**Prepared for**

**Covered Bridge Townhomes Property Owners  
Association, Inc.**

**Ameri- Tech Realty, Inc.**

## Management Financial Report

It is the intent of Ameri-Tech Property Management services to produce a comprehensive self-contained Financial Report, where as the validity and accuracy of the information being reported can be easily understood and substantiated. The following financial information is for Management purposes only in order to assist the association in financial planning. The attached financials have not been Audited, Reviewed, or Compiled at this time by an independent CPA.



**Balance Sheet - Operating**  
 Covered Bridge Townhomes Property Owners Association, Inc.  
 End Date: 10/31/2024

Date: 11/5/2024  
 Time: 3:51 pm  
 Page: 1

**Assets**

<b>PETTY CASH</b>		
10-1510-00-00 Other Receivables	(\$50.00)	
		(\$50.00)
<b>Total PETTY CASH:</b>		
<b>OPERATING ACCTS</b>		
11-1015-00-00 South State Operating - 9238	18,319.36	
11-1035-00-00 Operating - Morgan Stanley Account	109,478.54	
		\$127,797.90
<b>Total OPERATING ACCTS:</b>		
<b>RESERVE ACCTS</b>		
12-1035-00-00 South State Reserve - 9241	103,005.60	
12-1075-00-00 Reserves Morgan Stanley Account	1,368,040.54	
		\$1,471,046.14
<b>Total RESERVE ACCTS:</b>		
<b>UTILITY DEPOSITS</b>		
13-1100-00-00 Deposit- Utility	1,900.00	
		\$1,900.00
<b>Total UTILITY DEPOSITS:</b>		
<b>DELINQUENCIES &amp; MISC ASSI</b>		
18-1400-00-00 Bad Debt	(11,744.88)	
		(\$11,744.88)
<b>Total DELINQUENCIES &amp; MISC ASSE</b>		
<b>Total Assets:</b>		<b>\$1,588,949.16</b>

**Liabilities & Equity**

<b>LIABILITIES</b>		
20-2010-00-00 Reserves - Painting	135,299.76	
20-2020-00-00 Reserves - Paving	26,762.73	
20-2025-00-00 Reserves - Seal Coating	5,612.90	
20-2030-00-00 Reserves - Roof	868,143.10	
20-2040-00-00 Reserves - Bridge Maintenance	18,264.50	
20-2080-00-00 Reserves - Interest	148,989.68	
20-2090-00-00 Reserves - Pool & Deck	(1,334.04)	
20-2100-00-00 Deferred Maintenance	259,707.51	
20-2200-00-00 Reserves - Ins Deductible	9,600.00	
		\$1,471,046.14
<b>Total LIABILITIES:</b>		
<b>EQUITY/CAPITAL</b>		
30-3200-00-00 Prior Years	133,086.38	
		\$133,086.38
<b>Total EQUITY/CAPITAL:</b>		
Net Income Gain / Loss	(15,183.36)	
		(\$15,183.36)
<b>Total Liabilities &amp; Equity:</b>		<b>\$1,588,949.16</b>



**Income Statement - Operating**  
**Covered Bridge Townhomes Property Owners Association, Inc.**  
 10/31/2024

Date: 11/5/2024  
 Time: 3:51 pm  
 Page: 1

Description	Current Period			Year-to-date			Annual Budget
	Actual	Budget	Variance	Actual	Budget	Variance	
<b>REVENUE</b>							
4010 Maintenance Fees	\$32,070.00	\$33,264.00	(\$1,194.00)	\$324,400.91	\$332,640.00	(\$8,239.09)	\$399,168.00
4300 Water/Sewer Income	5,682.78	5,107.00	575.78	53,046.65	51,070.00	1,976.65	61,284.00
4400 Interest	-	-	-	1.50	-	1.50	-
4500 Application Fees	300.00	-	300.00	900.00	-	900.00	-
4800 Remotes & Miscellaneous Income	50.00	-	50.00	200.00	-	200.00	-
4815 Returned Check Fees	-	-	-	12.00	-	12.00	-
<b>Total REVENUE</b>	<b>38,102.78</b>	<b>38,371.00</b>	<b>(268.22)</b>	<b>378,561.06</b>	<b>383,710.00</b>	<b>(5,148.94)</b>	<b>460,452.00</b>
<b>EXPENSES</b>							
<b>OPERATING EXPENSES</b>							
5010 Administration	1,265.64	470.83	(794.81)	4,917.53	4,708.30	(209.23)	5,650.00
5020 Lock Box / Coupon Books	748.00	62.50	(685.50)	748.00	625.00	(123.00)	750.00
5040 Storage Fees	-	37.50	37.50	-	375.00	375.00	450.00
5210 Rodent Control	-	461.00	461.00	-	4,610.00	4,610.00	5,532.00
5300 Insurance	-	1,666.67	1,666.67	-	16,666.70	16,666.70	20,000.00
5400 Lawn Services	3,675.00	3,500.00	(175.00)	41,330.00	35,000.00	(6,330.00)	42,000.00
5410 R&M Grounds	2,150.00	416.67	(1,733.33)	15,653.57	4,166.70	(11,486.87)	5,000.00
5420 R&M Irrigation	669.00	708.33	39.33	4,976.00	7,083.30	2,107.30	8,500.00
5430 Pest/Fert/Weed	948.00	500.00	(448.00)	8,532.00	5,000.00	(3,532.00)	6,000.00
5440 Tree Trimming	-	583.33	583.33	15,500.00	5,833.30	(9,666.70)	7,000.00
5600 Dues, License & Permits	-	31.67	31.67	470.00	316.70	(153.30)	380.00
5700 Website	-	49.58	49.58	-	495.80	495.80	595.00
5800 Management Fee Expires 3/1/2026 60 Day Notice	1,236.00	1,236.00	-	12,360.00	12,360.00	-	14,832.00
5900 Legal	849.41	250.00	(599.41)	2,030.41	2,500.00	469.59	3,000.00
5920 Tax & Audit	-	35.42	35.42	6,300.00	354.20	(5,945.80)	425.00
6105 R&M Entry Gate	43.95	208.33	164.38	3,395.55	2,083.30	(1,312.25)	2,500.00
6120 R&M Lakes/ Ponds	150.00	166.67	16.67	1,500.00	1,666.70	166.70	2,000.00
6200 Pool - Maintenance	-	550.00	550.00	4,650.00	5,500.00	850.00	6,600.00
6400 Janitorial Service	200.00	208.33	8.33	2,050.00	2,083.30	33.30	2,500.00
7000 Electric	887.04	1,316.67	429.63	11,420.80	13,166.70	1,745.90	15,800.00
7001 Water/Sewer	-	5,666.67	5,666.67	55,406.70	56,666.70	1,260.00	68,000.00
7002 Water Submetering	810.27	575.00	(235.27)	7,228.42	5,750.00	(1,478.42)	6,900.00
7003 Trash/Stormwater	-	2,750.00	2,750.00	25,526.16	27,500.00	1,973.84	33,000.00
7007 Telephone-Gate	274.34	191.67	(82.67)	2,467.61	1,916.70	(550.91)	2,300.00
8500 Bank Transition Clearing Acct	-	-	-	(0.03)	-	0.03	-
<b>Total OPERATING EXPENSES</b>	<b>13,906.65</b>	<b>21,642.84</b>	<b>7,736.19</b>	<b>226,462.72</b>	<b>216,428.40</b>	<b>(10,034.32)</b>	<b>259,714.00</b>
<b>NON OPERATING EXPENSES</b>							
9010 Painting Reserve	335.67	335.67	-	3,356.70	3,356.70	-	4,028.00
9020 Paving Reserve	250.00	250.00	-	2,500.00	2,500.00	-	3,000.00
9030 Roofing Reserve	10,166.67	10,166.67	-	101,666.70	101,666.70	-	122,000.00
9100 Deferred Maintenance	5,975.83	5,975.83	-	59,758.30	59,758.30	-	71,710.00
<b>Total NON OPERATING EXPENSES</b>	<b>16,728.17</b>	<b>16,728.17</b>	<b>-</b>	<b>167,281.70</b>	<b>167,281.70</b>	<b>0.00</b>	<b>200,738.00</b>
<b>Total EXPENSES</b>	<b>\$30,634.82</b>	<b>\$38,371.01</b>	<b>\$7,736.19</b>	<b>\$393,744.42</b>	<b>\$383,710.10</b>	<b>(\$10,034.32)</b>	<b>\$460,452.00</b>
<b>COMBINED NET INCOME</b>	<b>\$7,467.96</b>	<b>(\$0.01)</b>	<b>\$7,467.97</b>	<b>(\$15,183.36)</b>	<b>(\$0.10)</b>	<b>(\$15,183.26)</b>	<b>\$-</b>



**Income Statement Summary - Operating**  
 Covered Bridge Townhomes Property Owners Association, Inc.  
 Fiscal Period: October 2024

Date: 11/5/2024  
 Time: 3:51 pm  
 Page: 1

Account	January	February	March	April	May	June	July	August	September	October	November	December	Total
<b>REVENUE</b>													
010 Maintenance Fees	42,001.28	29,132.68	35,938.95	30,119.17	35,836.71	23,747.88	35,001.81	33,763.43	26,789.00	32,070.00	-	-	\$324,400.91
300 Water/Sewer Income	4,348.22	4,877.47	5,940.93	5,011.56	4,408.23	5,213.98	5,149.27	6,224.67	6,189.54	5,682.78	-	-	53,046.65
400 Interest	0.14	0.35	0.37	0.31	0.26	0.04	-	0.03	-	-	-	-	1.50
500 Application Fees	-	-	150.00	300.00	-	150.00	-	-	-	300.00	-	-	900.00
800 Remotes & Miscellaneous Income	-	100.00	-	50.00	-	-	-	-	-	50.00	-	-	200.00
815 Returned Check Fees	-	-	-	-	12.00	-	-	-	-	-	-	-	12.00
<b>total REVENUE</b>	<b>46,349.64</b>	<b>34,110.50</b>	<b>42,030.25</b>	<b>35,481.04</b>	<b>40,257.20</b>	<b>29,111.90</b>	<b>40,151.08</b>	<b>39,988.13</b>	<b>32,978.54</b>	<b>38,102.78</b>	<b>-</b>	<b>-</b>	<b>378,561.06</b>
<b>EXPENSES</b>													
<b>OPERATING EXPENSES</b>													
010 Administration	1,004.00	279.26	300.00	581.98	443.66	586.00	90.00	156.96	210.03	1,265.64	-	-	4,917.53
020 Lock Box / Coupon Books	-	-	-	-	-	-	-	-	-	748.00	-	-	748.00
400 Lawn Services	4,775.00	3,675.00	3,825.00	3,675.00	7,495.00	6,860.00	3,675.00	3,675.00	-	3,675.00	-	-	41,330.00
410 R&M Grounds	1,630.64	1,037.64	2,499.00	-	5,922.28	-	-	50.51	2,363.50	2,150.00	-	-	15,653.57
420 R&M Irrigation	1,288.00	-	839.00	773.00	785.00	-	-	-	622.00	669.00	-	-	4,976.00
430 Pest/Fert/Weed	948.00	487.00	948.00	948.00	461.00	1,435.00	922.00	461.00	974.00	948.00	-	-	8,532.00
440 Tree Trimming	-	-	-	-	-	15,500.00	-	-	-	-	-	-	15,500.00
600 Dues, License & Permits	90.00	-	-	175.00	-	-	-	205.00	-	-	-	-	470.00
800 Management Fee Expires 3/1/2026 60	1,236.00	1,236.00	1,236.00	1,236.00	1,236.00	1,236.00	1,236.00	1,236.00	1,236.00	1,236.00	-	-	12,360.00
Day Notice	-	-	-	-	582.50	-	598.50	-	-	849.41	-	-	2,030.41
900 Legal	-	-	-	6,300.00	-	-	-	-	-	-	-	-	6,300.00
920 Tax & Audit	-	-	-	-	-	-	-	-	-	-	-	-	3,395.55
105 R&M Entry Gate	543.95	-	2,543.95	43.95	87.90	-	87.90	43.95	-	43.95	-	-	3,395.55
120 R&M Lakes/ Ponds	300.00	150.00	-	150.00	150.00	150.00	150.00	150.00	150.00	150.00	-	-	1,500.00
200 Pool - Maintenance	500.00	500.00	500.00	500.00	500.00	1,050.00	-	550.00	550.00	-	-	-	4,650.00
400 Janitorial Service	215.00	235.00	200.00	200.00	200.00	200.00	200.00	200.00	200.00	200.00	-	-	2,050.00
000 Electric	1,511.63	1,569.14	1,289.53	1,146.51	1,311.71	490.27	1,821.48	540.10	853.39	887.04	-	-	11,420.80
001 Water/Sewer	10,659.06	-	11,131.52	-	11,246.56	-	11,074.71	334.67	10,960.18	-	-	-	55,406.70
002 Water Submetering	322.09	361.30	797.19	586.03	694.35	1,237.29	854.36	714.29	851.25	810.27	-	-	7,228.42
003 Trash/Stormwater	2,836.24	2,836.24	2,836.24	2,836.24	2,836.24	2,836.24	2,836.24	2,836.24	2,836.24	-	-	-	25,526.16
007 Telephone-Gate	281.06	237.21	237.21	237.21	240.56	240.56	435.35	-	284.11	274.34	-	-	2,467.61
500 Bank Transition Clearing Acct	-	-	-	-	-	-	-	-	(0.03)	-	-	-	(0.03)
<b>total OPERATING EXPENSES</b>	<b>28,140.67</b>	<b>12,603.79</b>	<b>29,182.64</b>	<b>19,388.92</b>	<b>34,192.76</b>	<b>31,821.36</b>	<b>23,981.54</b>	<b>11,153.72</b>	<b>22,090.67</b>	<b>13,906.65</b>	<b>-</b>	<b>-</b>	<b>226,462.72</b>
<b>NON OPERATING EXPENSES</b>													
010 Painting Reserve	335.67	335.67	335.67	335.67	335.67	335.67	335.67	335.67	335.67	335.67	-	-	3,356.70
020 Paving Reserve	250.00	250.00	250.00	250.00	250.00	250.00	250.00	250.00	250.00	250.00	-	-	2,500.00
030 Roofing Reserve	10,166.67	10,166.67	10,166.67	10,166.67	10,166.67	10,166.67	10,166.67	10,166.67	10,166.67	10,166.67	-	-	101,666.70
100 Deferred Maintenance	5,975.83	5,975.83	5,975.83	5,975.83	5,975.83	5,975.83	5,975.83	5,975.83	5,975.83	5,975.83	-	-	59,758.30
<b>total NON OPERATING EXPENSES</b>	<b>16,728.17</b>	<b>16,728.17</b>	<b>16,728.17</b>	<b>16,728.17</b>	<b>16,728.17</b>	<b>16,728.17</b>	<b>16,728.17</b>	<b>16,728.17</b>	<b>16,728.17</b>	<b>16,728.17</b>	<b>-</b>	<b>-</b>	<b>167,281.70</b>
<b>total EXPENSES</b>	<b>44,868.84</b>	<b>29,331.96</b>	<b>45,910.81</b>	<b>36,117.09</b>	<b>50,920.93</b>	<b>48,549.53</b>	<b>40,709.71</b>	<b>27,881.89</b>	<b>38,818.84</b>	<b>30,634.82</b>	<b>-</b>	<b>-</b>	<b>393,744.42</b>



Income Statement Summary - Operating

Covered Bridge Townhomes Property Owners Association, Inc.

Fiscal Period: October 2024

Date: 11/5/2024  
Time: 3:51 pm  
Page: 2

Account	January	February	March	April	May	June	July	August	September	October	November	December	Total
Net Income:	1,480.80	4,778.54	(3,880.56)	(636.05)	(10,663.73)	(19,437.63)	(558.63)	12,106.24	(5,840.30)	7,467.96	-	-	(\$15,183.36)



**Homeowner Aging Report**  
 Covered Bridge Townhomes Property Owners Association, Inc.  
 End Date: 10/31/2024

Date: 11/5/2024  
 Time: 3:52 pm  
 Page: 1

Description	Current	Over 30	Over 60	Over 90	Balance
<b>Last Payment: \$378.00 on 08/13/2024</b>					
<b>58800601 - CHRISTINE K. SNYDER Owner</b> 3290 COVERED BRIDGE DR W					
Assessment - Maintenance 2024	\$334.00	\$0.00	\$0.00	\$0.00	\$334.00
<b>Total:</b>	<b>\$334.00</b>	<b>\$0.00</b>	<b>\$0.00</b>	<b>\$0.00</b>	<b>\$334.00</b>
<b>Last Payment: \$378.00 on 08/05/2024</b>					
<b>58800704 - MARIUSZ &amp; JOLANTA BAGINSKI Owner</b> 3373 COVERED BRIDGE DR W					
Assessment - Maintenance 2024	\$378.00	\$0.00	\$0.00	\$0.00	\$378.00
<b>Total:</b>	<b>\$378.00</b>	<b>\$0.00</b>	<b>\$0.00</b>	<b>\$0.00</b>	<b>\$378.00</b>
<b>Last Payment: \$378.00 on 05/31/2024</b> <b>Collection Status: ATTORNEY</b>					
<b>58800902 - ROGER M. &amp; MARTHA J. SHORTILL Owner-Attorney</b> 3349 COVERED BRIDGE DR W					
Greenberg Nikoloff, P.A.					
Assessment - Maintenance 2024	\$378.00	\$378.00	\$0.00	\$1,890.00	\$2,646.00
NSF Fees 2024	\$0.00	\$0.00	\$0.00	\$12.00	\$12.00
Water/Sewer Reimbursement 2024	\$0.00	\$0.00	\$0.00	\$478.63	\$478.63
<b>Total:</b>	<b>\$378.00</b>	<b>\$378.00</b>	<b>\$0.00</b>	<b>\$2,380.63</b>	<b>\$3,136.63</b>
<b>Last Payment: \$378.00 on 10/03/2024</b>					
<b>58801002 - CESAR &amp; PATRICIA ROMERO Owner</b> 3317 COVERED BRIDGE DR W					
Assessment - Maintenance 2024	\$378.00	\$0.00	\$0.00	\$0.00	\$378.00
<b>Total:</b>	<b>\$378.00</b>	<b>\$0.00</b>	<b>\$0.00</b>	<b>\$0.00</b>	<b>\$378.00</b>
<b>Last Payment: \$683.56 on 07/02/2024</b>					
<b>58801204 - AGNES JASTRZEBSKI Owner</b> 3384 COVERED BRIDGE DR E					
Assessment - Maintenance (Delinquent Fee)2024	\$25.00	\$0.00	\$0.00	\$0.00	\$25.00
Assessment - Maintenance 2024	\$378.00	\$378.00	\$0.00	\$378.00	\$1,134.00
<b>Total:</b>	<b>\$403.00</b>	<b>\$378.00</b>	<b>\$0.00</b>	<b>\$378.00</b>	<b>\$1,159.00</b>
<b>Last Payment: \$378.00 on 10/18/2024</b>					
<b>58801702 - KAYLA GORTNER Owner</b> 3379 COVERED BRIDGE DR E					
Assessment - Maintenance (Delinquent Fee)2024	\$25.00	\$0.00	\$0.00	\$0.00	\$25.00
Assessment - Maintenance 2024	\$378.00	\$378.00	\$0.00	\$0.00	\$756.00
<b>Total:</b>	<b>\$403.00</b>	<b>\$378.00</b>	<b>\$0.00</b>	<b>\$0.00</b>	<b>\$781.00</b>
<b>Last Payment: \$378.00 on 09/17/2024</b>					
<b>58801802 - ANTHONY HEWITT, JR. Owner</b> 3363 COVERED BRIDGE DR E					
Assessment - Maintenance 2024	\$378.00	\$0.00	\$0.00	\$0.00	\$378.00
<b>Total:</b>	<b>\$378.00</b>	<b>\$0.00</b>	<b>\$0.00</b>	<b>\$0.00</b>	<b>\$378.00</b>
<b>Association</b>	<b>Current Total</b>	<b>Over 30 Total</b>	<b>Over 60 Total</b>	<b>Over 90 Total</b>	<b>Balance Total</b>
Covered Bridge Townhomes Property Owners Association, I	\$2,652.00	\$1,134.00	\$0.00	\$2,758.63	\$6,544.63

Description	Total
Assessment - Maintenance (Delinquent Fee)2024	\$50.00
Assessment - Maintenance 2024	\$6,004.00
NSF Fees 2024	\$12.00
Water/Sewer Reimbursement 2024	\$478.63
<b>AR Total:</b>	<b>\$6,544.63</b>



**PrePaid Homeowner List**

Covered Bridge Townhomes Property Owners Association, Inc.

End Date: 10/31/2024

Date: 11/5/2024

Time: 3:52 pm

Page: 1

Account No:	Homeowner Name	Address	Balance
58801104	RONALD & HELEN B. AMBROSIO	3293 COVERED BRIDGE DR W DUNEDIN, FL 34698	(\$378.00)
58801804	MARY ANN BECKLEY	3355 COVERED BRIDGE DR E DUNEDIN, FL 34698	(\$0.72)
58801201	DAVID BRAUN	3372 COVERED BRIDGE DR E DUNEDIN, FL 34698	(\$378.00)
58802101	GEORGE BROWN III	3319 COVERED BRIDGE DR E DUNEDIN, FL 34698	(\$292.00)
58800501	DREAMING FLORIDA, LLC C/O FRANCESCO AR	3306 COVERED BRIDGE DR W DUNEDIN, FL 34698	(\$756.00)
58802204	MARY KATHERINE COLTON	3291 COVERED BRIDGE DR E DUNEDIN, FL 34698	(\$378.00)
58800502	ERIC CUTHBERT CUTHBERT	3310 COVERED BRIDGE DR W DUNEDIN, FL 34698	(\$756.00)
58801101	SCOTT & KAYLYN FERGUSON	3305 COVERED BRIDGE DR W DUNEDIN, FL 34698	(\$798.00)
58801903	Robert Gollon & Shari Money	3343 COVERED BRIDGE DR E DUNEDIN, FL 34698	(\$378.00)
58800703	JOSEPH M. & MICHELE R. GRATT	3377 COVERED BRIDGE DR W DUNEDIN, FL 34698	(\$378.00)
58802201	EZEQUIEL & VERONICA GUERRERO & DAVID M	3303 COVERED BRIDGE DR E DUNEDIN, FL 34698	(\$686.00)
58800404	ALEXANDER & HELEN KARAMITSOS	3334 COVERED BRIDGE DR W DUNEDIN, FL 34698	(\$756.00)
58800701	LUCY & TED KRYSTON	3385 COVERED BRIDGE DR W DUNEDIN, FL 34698	(\$756.00)
58800103	MICHAEL M. & SHANNON C. MACRINI	3378 COVERED BRIDGE DR W DUNEDIN, FL 34698	(\$756.00)
58800104	MICHAEL M. & SHANNON C. MACRINI	3382 COVERED BRIDGE DR W DUNEDIN, FL 34698	(\$300.00)
58800401	JOHN C. MAYBERRY	3322 COVERED BRIDGE DR W DUNEDIN, FL 34698	(\$332.00)
58801301	JOAN D. MITCHEM	3356 COVERED BRIDGE DR E DUNEDIN, FL 34698	(\$320.00)
58801901	IVAN & NORA NAGY	3351 COVERED BRIDGE DR E DUNEDIN, FL 34698	(\$378.00)
58801001	ALICE ADAMS & ANGELA T. NGUYEN	3321 COVERED BRIDGE DR W DUNEDIN, FL 34698	(\$756.00)
58800804	GEORGE P. PANAGOPOULOS	3357 COVERED BRIDGE DR W DUNEDIN, FL 34698	(\$378.00)
58800302	Frank & Anette Paul	3342 COVERED BRIDGE DR W DUNEDIN, FL 34698	(\$378.00)
58801401	CAROLYN KIM PUCKETT	3340 COVERED BRIDGE DR E DUNEDIN, FL 34698	(\$378.00)
58800702	CARMEN SIMANCAS	3381 COVERED BRIDGE DR W DUNEDIN, FL 34698	(\$378.00)
58801801	JANET HOPE STROBEL & MARY SPENCER DEN	3367 COVERED BRIDGE DR E DUNEDIN, FL 34698	(\$378.00)
58801103	DEBORAH J. WILLIS	3297 COVERED BRIDGE DR W DUNEDIN, FL 34698	(\$2,185.72)
<b>Covered Bridge Townhomes Property Owners Association, Inc. Total</b>		<b>25</b>	<b>(\$13,608.44)</b>



**General Ledger Trial Balance with Details**  
 Covered Bridge Townhomes Property Owners Association, Inc.  
 Accts: 00-1900-00-00 To: 94-9092-00-09 Dates: 10/1/2024 - 10/31/2024

Date: 11/5/2024  
 Time: 3:52 pm  
 Page: 1

Account No	Description	Prior Balance	Current Debit	Current Credit	End Balance
10-1510-00-00	Other Receivables	(\$50.00)	\$-	\$-	(\$50.00)
<b>Date</b>	<b>GL Ref #</b>	<b>Debit</b>	<b>Credit</b>	<b>Description</b>	
11-1015-00-00	South State Operating - 9238		10,851.40	40,692.71	33,224.75
10/01/2024	4400914	\$ -	\$ 2,090.00	South State Operating - 9238; Ameri-Tech Realty, Inc. Chk # 12068	
10/01/2024	4403513	-	43.95	South State Operating - 9238; DoorKing, Inc. Chk # 12069	
10/01/2024	4403541	-	461.00	South State Operating - 9238; Bug Master Pest Control Chk # 12070	
10/01/2024	4404429	1,512.00	-	Deposit from batch 195781	
				\$378.00 Assessment - Maintenance 3309 COVERED BRIDGE DR W (58801004)	
				\$378.00 Assessment - Maintenance 3322 COVERED BRIDGE DR W (58800401)	
				\$378.00 Assessment - Maintenance 3369 COVERED BRIDGE DR W (58800801)	
				\$378.00 Assessment - Maintenance 3377 COVERED BRIDGE DR W (58800703)	
10/01/2024	4404872	-	405.00	South State Operating - 9238; Ameri-Tech Realty, Inc. Chk # 12071	
10/01/2024	4404995	3,766.00	-	Deposit from batch 195931	
				\$364.00 Assessment - Maintenance 3355 COVERED BRIDGE DR E (58801804)	
				\$378.00 Assessment - Maintenance 3296 COVERED BRIDGE DR E (58801602)	
				\$378.00 Assessment - Maintenance 3307 COVERED BRIDGE DR E (58802104)	
				\$378.00 Assessment - Maintenance 3318 COVERED BRIDGE DR W (58800504)	
				\$378.00 Assessment - Maintenance 3319 COVERED BRIDGE DR E (58802101)	
				\$378.00 Assessment - Maintenance 3340 COVERED BRIDGE DR E (58801401)	
				\$378.00 Assessment - Maintenance 3342 COVERED BRIDGE DR W (58800302)	
				\$378.00 Assessment - Maintenance 3351 COVERED BRIDGE DR E (58801901)	
				\$378.00 Assessment - Maintenance 3357 COVERED BRIDGE DR W (58800804)	
				\$378.00 Assessment - Maintenance 3372 COVERED BRIDGE DR E (58801201)	
10/02/2024	4412122	378.00	-	Deposit from batch 195966	
				\$378.00 Assessment - Maintenance 3371 COVERED BRIDGE DR E (58801704)	
10/03/2024	4410380	9,072.00	-	Deposit from batch 195576	
				\$378.00 Assessment - Maintenance 3292 COVERED BRIDGE DR E (58801601)	
				\$378.00 Assessment - Maintenance 3298 COVERED BRIDGE DR W (58800603)	
				\$378.00 Assessment - Maintenance 3300 COVERED BRIDGE DR E (58801603)	
				\$378.00 Assessment - Maintenance 3304 COVERED BRIDGE DR E (58801604)	
				\$378.00 Assessment - Maintenance 3308 COVERED BRIDGE DR E (58801501)	
				\$378.00 Assessment - Maintenance 3312 COVERED BRIDGE DR E (58801502)	
				\$378.00 Assessment - Maintenance 3314 COVERED BRIDGE DR W (58800503)	
				\$378.00 Assessment - Maintenance 3315 COVERED BRIDGE DR E (58802102)	





**General Ledger Trial Balance with Details**  
 Covered Bridge Townhomes Property Owners Association, Inc.  
 Accts: 00-1900-00-00 To: 94-9092-00-09 Dates: 10/1/2024 - 10/31/2024

Date: 11/5/2024  
 Time: 3:52 pm  
 Page: 2

Account No	Description	Prior Balance	Current Debit	Current Credit	End Balance
		\$378.00	Assessment - Maintenance 3316 COVERED BRIDGE DR E (58801503)		
		\$378.00	Assessment - Maintenance 3317 COVERED BRIDGE DR W (58801002)		
		\$378.00	Assessment - Maintenance 3323 COVERED BRIDGE DR E (58802004)		
		\$378.00	Assessment - Maintenance 3330 COVERED BRIDGE DR W (58800403)		
		\$378.00	Assessment - Maintenance 3331 COVERED BRIDGE DR E (58802002)		
		\$378.00	Assessment - Maintenance 3335 COVERED BRIDGE DR E (58802001)		
		\$378.00	Assessment - Maintenance 3339 COVERED BRIDGE DR E (58801904)		
		\$378.00	Assessment - Maintenance 3346 COVERED BRIDGE DR W (58800303)		
		\$378.00	Assessment - Maintenance 3350 COVERED BRIDGE DR W (58800304)		
		\$378.00	Assessment - Maintenance 3352 COVERED BRIDGE DR E (58801404)		
		\$378.00	Assessment - Maintenance 3353 COVERED BRIDGE DR W (58800901)		
		\$378.00	Assessment - Maintenance 3359 COVERED BRIDGE DR E (58801803)		
		\$378.00	Assessment - Maintenance 3361 COVERED BRIDGE DR W (58800803)		
		\$378.00	Assessment - Maintenance 3364 COVERED BRIDGE DR E (58801303)		
		\$378.00	Assessment - Maintenance 3370 COVERED BRIDGE DR W (58800101)		
		\$378.00	Assessment - Maintenance 3380 COVERED BRIDGE DR E (58801203)		
10/03/2024	4413113	-	274.34	South State Operating - 9238; Frontier Chk # 12072	
10/03/2024	4413181	-	237.70	South State Operating - 9238; Duke Energy Payment Processing Chk # 12073	
10/03/2024	4413181	-	109.22	South State Operating - 9238; Duke Energy Payment Processing Chk # 12073	
10/03/2024	4414617	756.00	-	Deposit from batch 196098	
			\$378.00	Assessment - Maintenance 3381 COVERED BRIDGE DR W (58800702)	
			\$378.00	PrePaid 3381 COVERED BRIDGE DR W (58800702)	
10/03/2024	4425543	378.00	-	Deposit from batch 196221	
			\$378.00	Assessment - Maintenance 3311 COVERED BRIDGE DR E (58802103)	
10/04/2024	4417060	-	200.00	South State Operating - 9238; Affordable Work Orders Chk # 12074	
10/04/2024	4417334	378.00	-	Deposit from batch 196193	
			\$378.00	Assessment - Maintenance 3375 COVERED BRIDGE DR E (58801703)	
10/04/2024	4417554	1,512.00	-	Deposit from batch 196188	
			\$378.00	Assessment - Maintenance 3295 COVERED BRIDGE DR E (58802203)	
			\$378.00	Assessment - Maintenance 3313 COVERED BRIDGE DR W (58801003)	
			\$378.00	Assessment - Maintenance 3320 COVERED BRIDGE DR E (58801504)	
			\$378.00	Assessment - Maintenance 3360 COVERED BRIDGE DR E (58801302)	
10/04/2024	4418889	3,024.00	-	Deposit from batch 196349	
			\$378.00	Assessment - Maintenance 3294 COVERED BRIDGE DR W (58800602)	



**General Ledger Trial Balance with Details**  
 Covered Bridge Townhomes Property Owners Association, Inc.  
 Accts: 00-1900-00-00 To: 94-9092-00-09 Dates: 10/1/2024 - 10/31/2024

Date: 11/5/2024  
 Time: 3:52 pm  
 Page: 3

Account No	Description	Prior Balance	Current Debit	Current Credit	End Balance
		\$378.00	Assessment - Maintenance 3299 COVERED BRIDGE DR E (58802202)		
		\$378.00	Assessment - Maintenance 3302 COVERED BRIDGE DR W (58800604)		
		\$378.00	Assessment - Maintenance 3326 COVERED BRIDGE DR W (58800402)		
		\$378.00	Assessment - Maintenance 3345 COVERED BRIDGE DR W (58800903)		
		\$378.00	Assessment - Maintenance 3354 COVERED BRIDGE DR W (58800201)		
		\$378.00	Assessment - Maintenance 3366 COVERED BRIDGE DR W (58800204)		
		\$378.00	Assessment - Maintenance 3383 COVERED BRIDGE DR E (58801701)		
10/07/2024	4421967	378.00	- Deposit from batch 196283		
			\$378.00 Assessment - Maintenance 3368 COVERED BRIDGE DR E (58801304)		
10/07/2024	4422288	378.00	- Deposit from batch 196389		
			\$378.00 Assessment - Maintenance 3344 COVERED BRIDGE DR E (58801402)		
10/08/2024	4423065	-	487.00 South State Operating - 9238; Bug Master Pest Control Chk # 12075		
10/09/2024	4425671	378.00	- Deposit from batch 196629		
			\$0.72 PrePaid 3355 COVERED BRIDGE DR E (58801804)		
			\$377.28 Assessment - Maintenance 3355 COVERED BRIDGE DR E (58801804)		
10/10/2024	4425770	378.00	- Deposit from batch 196631		
			\$378.00 Assessment - Maintenance 3338 COVERED BRIDGE DR W (58800301)		
10/14/2024	4426957	-	378.00 Return Insufficient Funds		
10/15/2024	4428934	378.00	- Deposit from batch 196522		
			\$378.00 Assessment - Maintenance 3358 COVERED BRIDGE DR W (58800202)		
10/15/2024	4429240	-	55.63 South State Operating - 9238; Brian Olson Chk # 12076		
10/15/2024	4429242	-	15.00 South State Operating - 9238; Ameri-Tech Realty, Inc. Chk # 12077		
10/15/2024	4429293	-	2,150.00 South State Operating - 9238; Quality Lawn & Property Maintenance Inc. Chk # 12078		
10/15/2024	4429293	-	3,675.00 South State Operating - 9238; Quality Lawn & Property Maintenance Inc. Chk # 12078		
10/15/2024	4429297	-	669.00 South State Operating - 9238; MSI Mark Sheets Irrigation LLC Chk # 12079		
10/15/2024	4429387	2,268.00	- Deposit from batch 196832		
			\$58.00 Assessment - Maintenance 3356 COVERED BRIDGE DR E (58801301)		
			\$320.00 PrePaid 3356 COVERED BRIDGE DR E (58801301)		
			\$378.00 Assessment - Maintenance 3310 COVERED BRIDGE DR W (58800502)		
			\$378.00 Assessment - Maintenance 3348 COVERED BRIDGE DR E (58801403)		
			\$378.00 Assessment - Maintenance 3374 COVERED BRIDGE DR W (58800102)		
			\$756.00 PrePaid 3310 COVERED BRIDGE DR W (58800502)		
10/15/2024	4429293	2,150.00	- South State Operating - 9238 (Reversal); Quality Lawn & Property Maintenance Inc. Chk # 12078		
10/15/2024	4460656	-	2,150.00 South State Operating - 9238; Quality Lawn & Property Maintenance Inc. Chk # 12078		
10/16/2024	4431013	-	540.12 South State Operating - 9238; Duke Energy Payment Processing Chk # 12080		
10/16/2024	4432093	4,934.44	- Misc Scanned Deposit		
10/17/2024	4433034	-	16,728.17 Funds Transfer		
10/17/2024	4433726	378.00	- Deposit from batch 196967		



**General Ledger Trial Balance with Details**  
 Covered Bridge Townhomes Property Owners Association, Inc.  
 Accts: 00-1900-00-00 To: 94-9092-00-09 Dates: 10/1/2024 - 10/31/2024

Date: 11/5/2024  
 Time: 3:52 pm  
 Page: 4

Account No	Description	Prior Balance	Current Debit	Current Credit	End Balance
		\$378.00	Assessment - Maintenance 3313 COVERED BRIDGE DR W (58801003)		
10/18/2024	4435423	332.00	- Deposit from batch 197094		
		\$332.00	PrePaid 3303 COVERED BRIDGE DR E (58802201)		
10/18/2024	4437404	756.00	- Deposit from batch 197278		
		\$378.00	Assessment - Maintenance 3379 COVERED BRIDGE DR E (58801702)		
		\$378.00	PrePaid 3291 COVERED BRIDGE DR E (58802204)		
10/21/2024	4436111	-	849.41 South State Operating - 9238; Greenberg Nikoloff, P.A. Chk # 12081		
10/21/2024	4437181	378.00	- Deposit from batch 197207		
		\$378.00	Assessment - Maintenance 3365 COVERED BRIDGE DR W (58800802)		
10/22/2024	4437860	-	50.00 South State Operating - 9238; Ameri-Tech Realty, Inc. Chk # 12082		
10/22/2024	4437862	-	61.93 South State Operating - 9238; Think Utility Services Inc. Chk # 12083		
10/22/2024	4437888	-	30.00 South State Operating - 9238; Tenant Check LLC Chk # 12084		
10/22/2024	4437890	-	150.00 South State Operating - 9238; PRISTINE PONDS AQUATIC AND ENVIRONMENTAL SERVICES, Chk # 12085		
10/22/2024	4439128	378.00	- Deposit from batch 197316		
		\$378.00	PrePaid 3293 COVERED BRIDGE DR W (58801104)		
10/22/2024	4439351	1,890.00	- Deposit from batch 197468		
		\$78.00	Assessment - Maintenance 3382 COVERED BRIDGE DR W (58800104)		
		\$300.00	PrePaid 3382 COVERED BRIDGE DR W (58800104)		
		\$378.00	Assessment - Maintenance 3301 COVERED BRIDGE DR W (58801102)		
		\$378.00	Assessment - Maintenance 3341 COVERED BRIDGE DR W (58800904)		
		\$378.00	PrePaid 3340 COVERED BRIDGE DR E (58801401)		
		\$378.00	PrePaid 3378 COVERED BRIDGE DR W (58800103)		
10/22/2024	4437862	61.93	- South State Operating - 9238 (Reversal); Think Utility Services Inc. Chk # 12083		
10/22/2024	4460662	-	61.93 South State Operating - 9238; Think Utility Services Inc. Chk # 12083		
10/24/2024	4442380	150.00	- Misc Scanned Deposit		
10/25/2024	4443075	-	4.00 South State Operating - 9238; Ameri-Tech Realty, Inc. Chk # 12087		
10/25/2024	4443077	-	490.01 South State Operating - 9238; Ameri-Tech Realty, Inc. Chk # 12088		
10/25/2024	4443676	378.00	- Deposit from batch 197709		
		\$378.00	PrePaid 3367 COVERED BRIDGE DR E (58801801)		
10/28/2024	4450051	378.00	- Deposit from batch 197976		
		\$378.00	PrePaid 3297 COVERED BRIDGE DR W (58801103)		
10/29/2024	4451178	150.00	- Misc Scanned Deposit		
10/29/2024	4452919	756.00	- Deposit from batch 198316		
		\$378.00	Assessment - Maintenance 3362 COVERED BRIDGE DR W (58800203)		
		\$378.00	PrePaid 3351 COVERED BRIDGE DR E (58801901)		
10/30/2024	4453275	-	50.00 South State Operating - 9238; Ameri-Tech Realty, Inc. Chk # 12091		
10/30/2024	4453281	-	60.00 South State Operating - 9238; Tenant Check LLC Chk # 12093		
10/31/2024	4455234	50.00	- Misc Scanned Deposit		
10/31/2024	4455326	378.00	- Deposit from batch 198398		
		\$378.00	PrePaid 3377 COVERED BRIDGE DR W (58800703)		
10/31/2024	4455449	1,512.00	- Deposit from batch 198638		
		\$86.00	Assessment - Maintenance 3319 COVERED BRIDGE DR E (58802101)		
		\$292.00	PrePaid 3319 COVERED BRIDGE DR E (58802101)		
		\$378.00	PrePaid 3342 COVERED BRIDGE DR W (58800302)		
		\$378.00	PrePaid 3357 COVERED BRIDGE DR W (58800804)		
		\$378.00	PrePaid 3372 COVERED BRIDGE DR E (58801201)		
10/31/2024	4461456	-	748.34 Misc. Check; Think Utility Services Inc. Chk # 0		
10/31/2024	4461462	748.34	- Misc. Deposit South State Operating - 9238		



**General Ledger Trial Balance with Details**  
 Covered Bridge Townhomes Property Owners Association, Inc.  
 Accts: 00-1900-00-00 To: 94-9092-00-09 Dates: 10/1/2024 - 10/31/2024

Date: 11/5/2024  
 Time: 3:52 pm  
 Page: 5

Account No	Description	Prior Balance	Current Debit	Current Credit	End Balance
11-1035-00-00	Operating - Morgan Stanley Account	\$109,478.54	\$-	\$-	\$109,478.54
<b>Date</b>	<b>GL Ref #</b>	<b>Debit</b>	<b>Credit</b>	<b>Description</b>	
12-1035-00-00	South State Reserve - 9241	94,310.00	16,945.89	8,250.29	103,005.60
<b>Date</b>	<b>GL Ref #</b>	<b>Debit</b>	<b>Credit</b>	<b>Description</b>	
10/17/2024	4433034	\$ 16,728.17	\$ -	Funds Transfer	
10/30/2024	4453277	-	8,250.00	South State Reserve - 9241; ACOMA ROOFING Chk # 2004	
10/31/2024	4456307	217.43	-	Interest	
10/31/2024	4461440	-	0.29	Funds Transfer	
10/31/2024	4461442	0.29	-	Close out Truist reserves South State Reserve - 9241	
12-1047-00-00	BB&T- (07) Money Market	(0.29)	0.29	-	-
<b>Date</b>	<b>GL Ref #</b>	<b>Debit</b>	<b>Credit</b>	<b>Description</b>	
10/31/2024	4461440	\$ 0.29	\$ -	Funds Transfer	
12-1075-00-00	Reserves Morgan Stanley Account	1,358,921.54	9,119.00	-	1,368,040.54
<b>Date</b>	<b>GL Ref #</b>	<b>Debit</b>	<b>Credit</b>	<b>Description</b>	
10/31/2024	4461444	\$ 9,119.00	\$ -	Interest	
13-1100-00-00	Deposit- Utility	1,900.00	-	-	1,900.00
<b>Date</b>	<b>GL Ref #</b>	<b>Debit</b>	<b>Credit</b>	<b>Description</b>	
18-1400-00-00	Bad Debt	(11,744.88)	-	-	(11,744.88)
<b>Date</b>	<b>GL Ref #</b>	<b>Debit</b>	<b>Credit</b>	<b>Description</b>	
20-2010-00-00	Reserves - Painting	(134,964.09)	-	335.67	(135,299.76)
<b>Date</b>	<b>GL Ref #</b>	<b>Debit</b>	<b>Credit</b>	<b>Description</b>	
10/17/2024	4433036	\$ -	\$ 335.67	Reserves - Painting	
20-2020-00-00	Reserves - Paving	(26,512.73)	-	250.00	(26,762.73)
<b>Date</b>	<b>GL Ref #</b>	<b>Debit</b>	<b>Credit</b>	<b>Description</b>	
10/17/2024	4433036	\$ -	\$ 250.00	Reserves - Paving	
20-2025-00-00	Reserves - Seal Coating	(5,612.90)	-	-	(5,612.90)
<b>Date</b>	<b>GL Ref #</b>	<b>Debit</b>	<b>Credit</b>	<b>Description</b>	
20-2030-00-00	Reserves - Roof	(866,226.43)	8,250.00	10,166.67	(868,143.10)
<b>Date</b>	<b>GL Ref #</b>	<b>Debit</b>	<b>Credit</b>	<b>Description</b>	
10/17/2024	4433036	\$ -	\$ 10,166.67	Reserves - Roof	
10/30/2024	4453277	8,250.00	-	Reserves - Roof Inv 10152427; ACOMA ROOFING Chk # 2004	
20-2040-00-00	Reserves - Bridge Maintenance	(18,264.50)	-	-	(18,264.50)
<b>Date</b>	<b>GL Ref #</b>	<b>Debit</b>	<b>Credit</b>	<b>Description</b>	
20-2080-00-00	Reserves - Interest	(139,652.96)	-	9,336.72	(148,989.68)
<b>Date</b>	<b>GL Ref #</b>	<b>Debit</b>	<b>Credit</b>	<b>Description</b>	
10/31/2024	4456307	\$ -	\$ 217.43	Interest	
10/31/2024	4461442	-	0.29	Close out Truist reserves Reserves - Interest	
10/31/2024	4461444	-	9,119.00	Interest	
20-2090-00-00	Reserves - Pool & Deck	1,334.04	-	-	1,334.04
<b>Date</b>	<b>GL Ref #</b>	<b>Debit</b>	<b>Credit</b>	<b>Description</b>	
20-2100-00-00	Deferred Maintenance	(253,731.68)	-	5,975.83	(259,707.51)
<b>Date</b>	<b>GL Ref #</b>	<b>Debit</b>	<b>Credit</b>	<b>Description</b>	
10/17/2024	4433036	\$ -	\$ 5,975.83	Deferred Maintenance	
20-2200-00-00	Reserves - Ins Deductible	(9,600.00)	-	-	(9,600.00)
<b>Date</b>	<b>GL Ref #</b>	<b>Debit</b>	<b>Credit</b>	<b>Description</b>	
30-3200-00-00	Prior Years	(133,086.38)	-	-	(133,086.38)
<b>Date</b>	<b>GL Ref #</b>	<b>Debit</b>	<b>Credit</b>	<b>Description</b>	
40-4010-00-00	Maintenance Fees	(292,330.91)	378.00	32,448.00	(324,400.91)
<b>Date</b>	<b>GL Ref #</b>	<b>Debit</b>	<b>Credit</b>	<b>Description</b>	
10/01/2024	4404429	\$ -	\$ 1,512.00	Deposit from batch 195781	
10/01/2024	4404995	-	3,766.00	Deposit from batch 195931	
10/02/2024	4412122	-	378.00	Deposit from batch 195966	
10/03/2024	4410380	-	9,072.00	Deposit from batch 195576	
10/03/2024	4414617	-	756.00	Deposit from batch 196098	
10/03/2024	4425543	-	378.00	Deposit from batch 196221	
10/04/2024	4417554	-	1,512.00	Deposit from batch 196188	



**General Ledger Trial Balance with Details**  
 Covered Bridge Townhomes Property Owners Association, Inc.  
 Accts: 00-1900-00-00 To: 94-9092-00-09 Dates: 10/1/2024 - 10/31/2024

Date: 11/5/2024  
 Time: 3:52 pm  
 Page: 6

Account No	Description	Prior Balance	Current Debit	Current Credit	End Balance
10/04/2024	4417334	\$ -	\$ 378.00		Deposit from batch 196193
10/04/2024	4418889	-	3,024.00		Deposit from batch 196349
10/07/2024	4421967	-	378.00		Deposit from batch 196283
10/07/2024	4422288	-	378.00		Deposit from batch 196389
10/09/2024	4425671	-	378.00		Deposit from batch 196629
10/10/2024	4425770	-	378.00		Deposit from batch 196631
10/14/2024	4426957	378.00	-		Return Insufficient Funds
			\$378.00		Assessment - Maintenance 3313 COVERED BRIDGE DR W (58801003)
10/15/2024	4428934	-	378.00		Deposit from batch 196522
10/15/2024	4429387	-	2,268.00		Deposit from batch 196832
10/17/2024	4433726	-	378.00		Deposit from batch 196967
10/18/2024	4435423	-	332.00		Deposit from batch 197094
10/18/2024	4437404	-	756.00		Deposit from batch 197278
10/21/2024	4437181	-	378.00		Deposit from batch 197207
10/22/2024	4439128	-	378.00		Deposit from batch 197316
10/22/2024	4439351	-	1,890.00		Deposit from batch 197468
10/25/2024	4443676	-	378.00		Deposit from batch 197709
10/28/2024	4450051	-	378.00		Deposit from batch 197976
10/29/2024	4452919	-	756.00		Deposit from batch 198316
10/31/2024	4455326	-	378.00		Deposit from batch 198398
10/31/2024	4455449	-	1,512.00		Deposit from batch 198638
40-4300-00-00	Water/Sewer Income		(47,363.87)		
				5,682.78	(53,046.65)
<b>Date</b>	<b>GL Ref #</b>	<b>Debit</b>	<b>Credit</b>	<b>Description</b>	
10/16/2024	4432093	\$ -	\$ 4,934.44	Water/Sewer Income	
10/31/2024	4461462	-	748.34	Misc.Deposit Water/Sewer Income	
40-4400-00-00	Interest		(1.50)		(1.50)
<b>Date</b>	<b>GL Ref #</b>	<b>Debit</b>	<b>Credit</b>	<b>Description</b>	
40-4500-00-00	Application Fees		(600.00)		300.00 (900.00)
<b>Date</b>	<b>GL Ref #</b>	<b>Debit</b>	<b>Credit</b>	<b>Description</b>	
10/24/2024	4442380	\$ -	\$ 150.00	Application Fees Anthony Marino	
10/29/2024	4451178	-	150.00	Application Fees 3383 Covered Bridge	
40-4800-00-00	Remotes & Miscellaneous Income		(150.00)		50.00 (200.00)
<b>Date</b>	<b>GL Ref #</b>	<b>Debit</b>	<b>Credit</b>	<b>Description</b>	
10/31/2024	4455234	\$ -	\$ 50.00	Pool Key	
40-4815-00-00	Returned Check Fees		(12.00)		(12.00)
<b>Date</b>	<b>GL Ref #</b>	<b>Debit</b>	<b>Credit</b>	<b>Description</b>	
50-5010-00-09	Administration		3,651.89		1,265.64 - 4,917.53
<b>Date</b>	<b>GL Ref #</b>	<b>Debit</b>	<b>Credit</b>	<b>Description</b>	
10/01/2024	4400914	\$ 90.00	\$ -	Administration; Ameri-Tech Realty, Inc. Chk # 12068	
10/01/2024	4400914	16.00	-	Delinquencies; Ameri-Tech Realty, Inc. Chk # 12068	
10/01/2024	4404872	405.00	-	Administration Records Billings Storage; Ameri-Tech Realty, Inc. Chk # 12071	
10/15/2024	4429240	55.63	-	Administration Reimburse Olson Pool Skimmer; Brian Olson Chk # 12076	
10/15/2024	4429242	15.00	-	Administration 3343 Covered Bridge E; Ameri-Tech Realty, Inc. Chk # 12077	
10/22/2024	4437860	50.00	-	Administration Application Marino; Ameri-Tech Realty, Inc. Chk # 12082	
10/22/2024	4437888	30.00	-	Administration Inv 204312 Background Marino; Tenant Check LLC Chk # 12084	
10/25/2024	4443075	4.00	-	Administration 3305 Covered Bridge; Ameri-Tech Realty, Inc. Chk # 12087	
10/25/2024	4443077	490.01	-	Administration Annual & Budget Notice; Ameri-Tech Realty, Inc. Chk # 12088	
10/30/2024	4453275	50.00	-	Application Romo; Ameri-Tech Realty, Inc. Chk # 12091	
10/30/2024	4453281	60.00	-	Background check Romo; Tenant Check LLC Chk # 12093	
50-5020-00-09	Lock Box / Coupon Books		-		748.00
<b>Date</b>	<b>GL Ref #</b>	<b>Debit</b>	<b>Credit</b>	<b>Description</b>	
10/01/2024	4400914	\$ 748.00	\$ -	Lock Box / Coupon Books; Ameri-Tech Realty, Inc. Chk # 12068	
50-5400-00-09	Lawn Services		37,655.00		5,825.00 2,150.00 41,330.00
<b>Date</b>	<b>GL Ref #</b>	<b>Debit</b>	<b>Credit</b>	<b>Description</b>	
10/15/2024	4429293	\$ 3,675.00	\$ -	Lawn Services Inv 23726; Quality Lawn & Property Maintenance Inc. Chk # 12078	



**General Ledger Trial Balance with Details**  
 Covered Bridge Townhomes Property Owners Association, Inc.  
 Accts: 00-1900-00-00 To: 94-9092-00-09 Dates: 10/1/2024 - 10/31/2024

Date: 11/5/2024  
 Time: 3:52 pm  
 Page: 7

Account No	Description	Prior Balance	Current Debit	Current Credit	End Balance
10/15/2024	4429293 \$ 2,150.00	\$ -	Lawn Services Inv 23728; Quality Lawn & Property Maintenance Inc. Chk # 12078		
10/15/2024	4429293 -	2,150.00	Lawn Services Inv 23728 (Reversal); Quality Lawn & Property Maintenance Inc. Chk # 12078		
50-5410-00-09	R&M Grounds	13,503.57	2,150.00	-	15,653.57
<b>Date</b>	<b>GL Ref #</b>	<b>Debit</b>	<b>Credit</b>	<b>Description</b>	
10/15/2024	4460656	\$ 2,150.00	\$ -	Lawn Services Inv 23728; Quality Lawn & Property Maintenance Inc. Chk # 12078	
50-5420-00-09	R&M Irrigation	4,307.00	669.00	-	4,976.00
<b>Date</b>	<b>GL Ref #</b>	<b>Debit</b>	<b>Credit</b>	<b>Description</b>	
10/15/2024	4429297	\$ 669.00	\$ -	R&M Irrigation Inv 5265; MSI Mark Sheets Irrigation LLC Chk # 12079	
50-5430-00-09	Pest/Fert/Weed	7,584.00	948.00	-	8,532.00
<b>Date</b>	<b>GL Ref #</b>	<b>Debit</b>	<b>Credit</b>	<b>Description</b>	
10/01/2024	4403541	\$ 461.00	\$ -	Pest/Fert/Weed Inv 200973; Bug Master Pest Control Chk # 12070	
10/08/2024	4423065	487.00	-	Bug Master Inv 198312; Bug Master Pest Control Chk # 12075	
50-5440-00-09	Tree Trimming	15,500.00	-	-	15,500.00
<b>Date</b>	<b>GL Ref #</b>	<b>Debit</b>	<b>Credit</b>	<b>Description</b>	
50-5600-00-09	Dues, License & Permits	470.00	-	-	470.00
<b>Date</b>	<b>GL Ref #</b>	<b>Debit</b>	<b>Credit</b>	<b>Description</b>	
50-5800-00-09	Management Fee Expires 3/1/2026 60 Day	11,124.00	1,236.00	-	12,360.00
<b>Date</b>	<b>GL Ref #</b>	<b>Debit</b>	<b>Credit</b>	<b>Description</b>	
10/01/2024	4400914	\$ 1,236.00	\$ -	Management Fee Expires 3/1/2026 60 Day Notice; Ameri-Tech Realty, Inc. Chk # 12068	
50-5900-00-09	Legal	1,181.00	849.41	-	2,030.41
<b>Date</b>	<b>GL Ref #</b>	<b>Debit</b>	<b>Credit</b>	<b>Description</b>	
10/21/2024	4436111	\$ 849.41	\$ -	Legal Inv 17041; Greenberg Nikoloff, P.A. Chk # 12081	
50-5920-00-09	Tax & Audit	6,300.00	-	-	6,300.00
<b>Date</b>	<b>GL Ref #</b>	<b>Debit</b>	<b>Credit</b>	<b>Description</b>	
50-6105-00-09	R&M Entry Gate	3,351.60	43.95	-	3,395.55
<b>Date</b>	<b>GL Ref #</b>	<b>Debit</b>	<b>Credit</b>	<b>Description</b>	
10/01/2024	4403513	\$ 43.95	\$ -	R&M Entry Gate Inv 2340281; DoorKing, Inc. Chk # 12069	
50-6120-00-09	R&M Lakes/ Ponds	1,350.00	150.00	-	1,500.00
<b>Date</b>	<b>GL Ref #</b>	<b>Debit</b>	<b>Credit</b>	<b>Description</b>	
10/22/2024	4437890	\$ 150.00	\$ -	R&M Lakes/ Ponds 12856; PRISTINE PONDS AQUATIC AND ENVIRONMENTAL SERVICES, Chk # 12085	
50-6200-00-09	Pool - Maintenance	4,650.00	-	-	4,650.00
<b>Date</b>	<b>GL Ref #</b>	<b>Debit</b>	<b>Credit</b>	<b>Description</b>	
50-6400-00-09	Janitorial Service	1,850.00	200.00	-	2,050.00
<b>Date</b>	<b>GL Ref #</b>	<b>Debit</b>	<b>Credit</b>	<b>Description</b>	
10/04/2024	4417060	\$ 200.00	\$ -	Janitorial Service Inv 46094; Affordable Work Orders Chk # 12074	
50-7000-00-09	Electric	10,533.76	887.04	-	11,420.80
<b>Date</b>	<b>GL Ref #</b>	<b>Debit</b>	<b>Credit</b>	<b>Description</b>	
10/03/2024	4413181	\$ 35.42	\$ -	Electric Acct 910088296308; Duke Energy Payment Processing Chk # 12073	
10/03/2024	4413181	73.80	-	Electric Acct 910088296598; Duke Energy Payment Processing Chk # 12073	
10/03/2024	4413181	237.70	-	Electric Acct 910088296085; Duke Energy Payment Processing Chk # 12073	
10/16/2024	4431013	540.12	-	Electric Acct 910088295787; Duke Energy Payment Processing Chk # 12080	
50-7001-00-09	Water/Sewer	55,406.70	61.93	61.93	55,406.70
<b>Date</b>	<b>GL Ref #</b>	<b>Debit</b>	<b>Credit</b>	<b>Description</b>	
10/22/2024	4437862	\$ 61.93	\$ -	Water/Sewer 3627468; Think Utility Services Inc. Chk # 12083	
10/22/2024	4437862	-	61.93	Water/Sewer 3627468 (Reversal); Think Utility Services Inc. Chk # 12083	
50-7002-00-09	Water Submetering	6,418.15	810.27	-	7,228.42
<b>Date</b>	<b>GL Ref #</b>	<b>Debit</b>	<b>Credit</b>	<b>Description</b>	
10/22/2024	4460662	\$ 61.93	\$ -	Water/Sewer 3627468; Think Utility Services Inc. Chk # 12083	
10/31/2024	4461456	748.34	-	Misc. Check; Think Utility Services Inc. Chk # 0	



**General Ledger Trial Balance with Details**  
 Covered Bridge Townhomes Property Owners Association, Inc.  
 Accts: 00-1900-00-00 To: 94-9092-00-09 Dates: 10/1/2024 - 10/31/2024

Date: 11/5/2024  
 Time: 3:52 pm  
 Page: 8

Account No	Description	Prior Balance	Current Debit	Current Credit	End Balance
50-7003-00-09	Trash/Stormwater	\$25,526.16	\$-	\$-	\$25,526.16
<b>Date</b>	<b>GL Ref #</b>	<b>Debit</b>	<b>Credit</b>	<b>Description</b>	
50-7007-00-09	Telephone-Gate	2,193.27	274.34	-	2,467.61
<b>Date</b>	<b>GL Ref #</b>	<b>Debit</b>	<b>Credit</b>	<b>Description</b>	
10/03/2024	4413113	\$ 274.34	\$ -	Telephone-Gate Acct 72777382480819055; Frontier Chk # 12072	
50-8500-00-09	Bank Transition Clearing Acct	(0.03)	-	-	(0.03)
<b>Date</b>	<b>GL Ref #</b>	<b>Debit</b>	<b>Credit</b>	<b>Description</b>	
90-9010-00-09	Painting Reserve	3,021.03	335.67	-	3,356.70
<b>Date</b>	<b>GL Ref #</b>	<b>Debit</b>	<b>Credit</b>	<b>Description</b>	
10/17/2024	4433036	\$ 335.67	\$ -	Painting Reserve	
90-9020-00-09	Paving Reserve	2,250.00	250.00	-	2,500.00
<b>Date</b>	<b>GL Ref #</b>	<b>Debit</b>	<b>Credit</b>	<b>Description</b>	
10/17/2024	4433036	\$ 250.00	\$ -	Paving Reserve	
90-9030-00-09	Roofing Reserve	91,500.03	10,166.67	-	101,666.70
<b>Date</b>	<b>GL Ref #</b>	<b>Debit</b>	<b>Credit</b>	<b>Description</b>	
10/17/2024	4433036	\$ 10,166.67	\$ -	Roofing Reserve	
90-9100-00-09	Deferred Maintenance	53,782.47	5,975.83	-	59,758.30
<b>Date</b>	<b>GL Ref #</b>	<b>Debit</b>	<b>Credit</b>	<b>Description</b>	
10/17/2024	4433036	\$ 5,975.83	\$ -	Deferred Maintenance	
<b>Totals:</b>		<b>\$0.00</b>	<b>\$108,232.64</b>	<b>\$108,232.64</b>	<b>\$0.00</b>



**Receivables Type Balances**  
 Covered Bridge Townhomes Property Owners Association, Inc.  
 Period: 10/1/2024 to 10/31/2024

Date: 11/5/2024  
 Time: 3:52 pm  
 Page: 1

Assessment	Prev. Bal	Billing	Receipts	Adjustments	PrePaid	Ending Bal
<b>58800101 - HENRY &amp; IRENA JAMIOLKOWSKI - 3370 COVERED BRIDGE DR W (Owner)</b>						
Assessment - Maintenance 2024	\$0.00	\$378.00	(\$378.00)	\$0.00	\$0.00	\$0.00
<b>Homeowner Totals:</b>	<u>\$0.00</u>	<u>\$378.00</u>	<u>(\$378.00)</u>	<u>\$0.00</u>	<u>\$0.00</u>	<u>\$0.00</u>
<b>58800102 - ANKA MARASOVIC - 3374 COVERED BRIDGE DR W (Owner)</b>						
Assessment - Maintenance 2024	\$0.00	\$378.00	(\$378.00)	\$0.00	\$0.00	\$0.00
<b>Homeowner Totals:</b>	<u>\$0.00</u>	<u>\$378.00</u>	<u>(\$378.00)</u>	<u>\$0.00</u>	<u>\$0.00</u>	<u>\$0.00</u>
<b>58800103 - MICHAEL M. &amp; SHANNON C. MACRINI - 3378 COVERED BRIDGE DR W (Owner)</b>						
Assessment - Maintenance 2024	\$0.00	\$378.00	(\$378.00)	\$0.00	\$0.00	\$0.00
PrePaid	(\$756.00)	\$0.00	\$0.00	\$0.00	\$0.00	(\$756.00)
<b>Homeowner Totals:</b>	<u>(\$756.00)</u>	<u>\$378.00</u>	<u>(\$378.00)</u>	<u>\$0.00</u>	<u>\$0.00</u>	<u>(\$756.00)</u>
<b>58800104 - MICHAEL M. &amp; SHANNON C. MACRINI - 3382 COVERED BRIDGE DR W (Owner)</b>						
Assessment - Maintenance 2024	\$0.00	\$378.00	(\$378.00)	\$0.00	\$0.00	\$0.00
PrePaid	(\$300.00)	\$0.00	\$0.00	\$0.00	\$0.00	(\$300.00)
<b>Homeowner Totals:</b>	<u>(\$300.00)</u>	<u>\$378.00</u>	<u>(\$378.00)</u>	<u>\$0.00</u>	<u>\$0.00</u>	<u>(\$300.00)</u>
<b>58800201 - MANUBHAI KASHIBHAI &amp; GITABEN M. PATEL - 3354 COVERED BRIDGE DR W (Owner)</b>						
Assessment - Maintenance 2024	\$0.00	\$378.00	(\$378.00)	\$0.00	\$0.00	\$0.00
<b>Homeowner Totals:</b>	<u>\$0.00</u>	<u>\$378.00</u>	<u>(\$378.00)</u>	<u>\$0.00</u>	<u>\$0.00</u>	<u>\$0.00</u>
<b>58800202 - KOREEN ELAINE WIGGS - 3358 COVERED BRIDGE DR W (Owner)</b>						
Assessment - Maintenance 2024	\$0.00	\$378.00	(\$378.00)	\$0.00	\$0.00	\$0.00
<b>Homeowner Totals:</b>	<u>\$0.00</u>	<u>\$378.00</u>	<u>(\$378.00)</u>	<u>\$0.00</u>	<u>\$0.00</u>	<u>\$0.00</u>
<b>58800203 - NICOLE DIBATTISTA - 3362 COVERED BRIDGE DR W (Owner)</b>						
Assessment - Maintenance 2024	\$0.00	\$378.00	(\$378.00)	\$0.00	\$0.00	\$0.00
<b>Homeowner Totals:</b>	<u>\$0.00</u>	<u>\$378.00</u>	<u>(\$378.00)</u>	<u>\$0.00</u>	<u>\$0.00</u>	<u>\$0.00</u>
<b>58800204 - LEE LAWRENCE JR. &amp; CYNTHIA LAWRENCE - 3366 COVERED BRIDGE DR W (Owner)</b>						
Assessment - Maintenance 2024	\$0.00	\$378.00	(\$378.00)	\$0.00	\$0.00	\$0.00
<b>Homeowner Totals:</b>	<u>\$0.00</u>	<u>\$378.00</u>	<u>(\$378.00)</u>	<u>\$0.00</u>	<u>\$0.00</u>	<u>\$0.00</u>
<b>58800301 - VASILEY &amp; GALINA ONATSKO - 3338 COVERED BRIDGE DR W (Owner)</b>						
Assessment - Maintenance 2024	\$0.00	\$378.00	(\$378.00)	\$0.00	\$0.00	\$0.00
<b>Homeowner Totals:</b>	<u>\$0.00</u>	<u>\$378.00</u>	<u>(\$378.00)</u>	<u>\$0.00</u>	<u>\$0.00</u>	<u>\$0.00</u>
<b>58800302 - Frank &amp; Anette Paul - 3342 COVERED BRIDGE DR W (Owner)</b>						
Assessment - Maintenance 2024	\$0.00	\$378.00	(\$378.00)	\$0.00	\$0.00	\$0.00
PrePaid	\$0.00	\$0.00	\$0.00	\$0.00	(\$378.00)	(\$378.00)
<b>Homeowner Totals:</b>	<u>\$0.00</u>	<u>\$378.00</u>	<u>(\$378.00)</u>	<u>\$0.00</u>	<u>\$0.00</u>	<u>(\$378.00)</u>
<b>58800303 - CATHERINE W &amp; ALFRED C. HEBERT - 3346 COVERED BRIDGE DR W (Owner)</b>						
Assessment - Maintenance 2024	\$0.00	\$378.00	(\$378.00)	\$0.00	\$0.00	\$0.00
<b>Homeowner Totals:</b>	<u>\$0.00</u>	<u>\$378.00</u>	<u>(\$378.00)</u>	<u>\$0.00</u>	<u>\$0.00</u>	<u>\$0.00</u>
<b>58800304 - JOHN J. &amp; BARBARA J. JACHIM - 3350 COVERED BRIDGE DR W (Owner)</b>						
Assessment - Maintenance 2024	\$0.00	\$378.00	(\$378.00)	\$0.00	\$0.00	\$0.00
<b>Homeowner Totals:</b>	<u>\$0.00</u>	<u>\$378.00</u>	<u>(\$378.00)</u>	<u>\$0.00</u>	<u>\$0.00</u>	<u>\$0.00</u>
<b>58800401 - JOHN C. MAYBERRY - 3322 COVERED BRIDGE DR W (Owner)</b>						
Assessment - Maintenance 2024	\$0.00	\$378.00	(\$378.00)	\$0.00	\$0.00	\$0.00
PrePaid	(\$332.00)	\$0.00	\$0.00	\$0.00	\$0.00	(\$332.00)
<b>Homeowner Totals:</b>	<u>(\$332.00)</u>	<u>\$378.00</u>	<u>(\$378.00)</u>	<u>\$0.00</u>	<u>\$0.00</u>	<u>(\$332.00)</u>
<b>58800402 - MELODY P. &amp; MERLE B. ELLIOTT - 3326 COVERED BRIDGE DR W (Owner)</b>						
Assessment - Maintenance 2024	\$0.00	\$378.00	(\$378.00)	\$0.00	\$0.00	\$0.00
<b>Homeowner Totals:</b>	<u>\$0.00</u>	<u>\$378.00</u>	<u>(\$378.00)</u>	<u>\$0.00</u>	<u>\$0.00</u>	<u>\$0.00</u>
<b>58800403 - RICHARD R. STOCK - 3330 COVERED BRIDGE DR W (Owner)</b>						
Assessment - Maintenance 2024	\$0.00	\$378.00	(\$378.00)	\$0.00	\$0.00	\$0.00





**Receivables Type Balances**  
 Covered Bridge Townhomes Property Owners Association, Inc.  
 Period: 10/1/2024 to 10/31/2024

Date: 11/5/2024  
 Time: 3:52 pm  
 Page: 2

Assessment	Prev. Bal	Billing	Receipts	Adjustments	PrePaid	Ending Bal
<b>Homeowner Totals:</b>	\$0.00	\$378.00	(\$378.00)	\$0.00	\$0.00	\$0.00
<b>58800404 - ALEXANDER &amp; HELEN KARAMITSOS - 3334 COVERED BRIDGE DR W (Owner)</b>						
Assessment - Maintenance 2024	\$0.00	\$378.00	(\$378.00)	\$0.00	\$0.00	\$0.00
PrePaid	(\$1,134.00)	\$0.00	\$0.00	\$0.00	\$378.00	(\$756.00)
<b>Homeowner Totals:</b>	(\$1,134.00)	\$378.00	(\$378.00)	\$0.00	\$378.00	(\$756.00)
<b>58800501 - DREAMING FLORIDA, LLC C/O FRANCESCO ARCIERI - 3306 COVERED BRIDGE DR W (Owner)</b>						
Assessment - Maintenance 2024	\$0.00	\$378.00	(\$378.00)	\$0.00	\$0.00	\$0.00
PrePaid	(\$1,134.00)	\$0.00	\$0.00	\$0.00	\$378.00	(\$756.00)
<b>Homeowner Totals:</b>	(\$1,134.00)	\$378.00	(\$378.00)	\$0.00	\$378.00	(\$756.00)
<b>58800502 - ERIC CUTHBERT CUTHBERT - 3310 COVERED BRIDGE DR W (Owner)</b>						
Assessment - Maintenance 2024	\$0.00	\$378.00	(\$378.00)	\$0.00	\$0.00	\$0.00
PrePaid	\$0.00	\$0.00	\$0.00	\$0.00	(\$756.00)	(\$756.00)
<b>Homeowner Totals:</b>	\$0.00	\$378.00	(\$378.00)	\$0.00	\$0.00	(\$756.00)
<b>58800503 - MOHAMMAD B. CHOWDHURY &amp; SHAMMI AKTER - 3314 COVERED BRIDGE DR W (Owner)</b>						
Assessment - Maintenance 2024	\$0.00	\$378.00	(\$378.00)	\$0.00	\$0.00	\$0.00
<b>Homeowner Totals:</b>	\$0.00	\$378.00	(\$378.00)	\$0.00	\$0.00	\$0.00
<b>58800504 - ANTONIO CARLESIMO - 3318 COVERED BRIDGE DR W (Owner)</b>						
Assessment - Maintenance 2024	\$0.00	\$378.00	(\$378.00)	\$0.00	\$0.00	\$0.00
<b>Homeowner Totals:</b>	\$0.00	\$378.00	(\$378.00)	\$0.00	\$0.00	\$0.00
<b>58800601 - CHRISTINE K. SNYDER - 3290 COVERED BRIDGE DR W (Owner)</b>						
Assessment - Maintenance 2024	\$0.00	\$378.00	(\$44.00)	\$0.00	\$0.00	\$334.00
PrePaid	(\$44.00)	\$0.00	\$0.00	\$0.00	\$44.00	\$0.00
<b>Homeowner Totals:</b>	(\$44.00)	\$378.00	(\$44.00)	\$0.00	\$44.00	\$334.00
<b>58800602 - VALERIE HOSKAVICH - 3294 COVERED BRIDGE DR W (Owner)</b>						
Assessment - Maintenance 2024	\$0.00	\$378.00	(\$378.00)	\$0.00	\$0.00	\$0.00
<b>Homeowner Totals:</b>	\$0.00	\$378.00	(\$378.00)	\$0.00	\$0.00	\$0.00
<b>58800603 - LEVEY LAND DEVELOPMENT II, LLC - 3298 COVERED BRIDGE DR W (Owner)</b>						
Assessment - Maintenance 2024	\$0.00	\$378.00	(\$378.00)	\$0.00	\$0.00	\$0.00
<b>Homeowner Totals:</b>	\$0.00	\$378.00	(\$378.00)	\$0.00	\$0.00	\$0.00
<b>58800604 - MASSIMO &amp; MILENA BRIVIO COLOMBO - 3302 COVERED BRIDGE DR W (Owner)</b>						
Assessment - Maintenance 2024	\$0.00	\$378.00	(\$378.00)	\$0.00	\$0.00	\$0.00
<b>Homeowner Totals:</b>	\$0.00	\$378.00	(\$378.00)	\$0.00	\$0.00	\$0.00
<b>58800701 - LUCY &amp; TED KRYSTON - 3385 COVERED BRIDGE DR W (Owner)</b>						
Assessment - Maintenance 2024	\$0.00	\$378.00	(\$378.00)	\$0.00	\$0.00	\$0.00
PrePaid	(\$1,134.00)	\$0.00	\$0.00	\$0.00	\$378.00	(\$756.00)
<b>Homeowner Totals:</b>	(\$1,134.00)	\$378.00	(\$378.00)	\$0.00	\$378.00	(\$756.00)
<b>58800702 - CARMEN SIMANCAS - 3381 COVERED BRIDGE DR W (Owner)</b>						
Assessment - Maintenance 2024	\$0.00	\$378.00	(\$378.00)	\$0.00	\$0.00	\$0.00
PrePaid	\$0.00	\$0.00	\$0.00	\$0.00	(\$378.00)	(\$378.00)
<b>Homeowner Totals:</b>	\$0.00	\$378.00	(\$378.00)	\$0.00	\$0.00	(\$378.00)
<b>58800703 - JOSEPH M. &amp; MICHELE R. GRATT - 3377 COVERED BRIDGE DR W (Owner)</b>						
Assessment - Maintenance 2024	\$0.00	\$378.00	(\$378.00)	\$0.00	\$0.00	\$0.00
PrePaid	\$0.00	\$0.00	\$0.00	\$0.00	(\$378.00)	(\$378.00)
<b>Homeowner Totals:</b>	\$0.00	\$378.00	(\$378.00)	\$0.00	\$0.00	(\$378.00)
<b>58800704 - MARIUSZ &amp; JOLANTA BAGINSKI - 3373 COVERED BRIDGE DR W (Owner)</b>						
Assessment - Maintenance 2024	\$0.00	\$378.00	\$0.00	\$0.00	\$0.00	\$378.00
<b>Homeowner Totals:</b>	\$0.00	\$378.00	\$0.00	\$0.00	\$0.00	\$378.00
<b>58800801 - JOSHUA PAESANO &amp; MIRIAM PAESANO - 3369 COVERED BRIDGE DR W (Owner)</b>						



**Receivables Type Balances**  
 Covered Bridge Townhomes Property Owners Association, Inc.  
 Period: 10/1/2024 to 10/31/2024

Date: 11/5/2024  
 Time: 3:52 pm  
 Page: 3

Assessment	Prev. Bal	Billing	Receipts	Adjustments	PrePaid	Ending Bal
Assessment - Maintenance 2024	\$0.00	\$378.00	(\$378.00)	\$0.00	\$0.00	\$0.00
<b>Homeowner Totals:</b>	<b>\$0.00</b>	<b>\$378.00</b>	<b>(\$378.00)</b>	<b>\$0.00</b>	<b>\$0.00</b>	<b>\$0.00</b>
<b>58800802 - BLAKE PEAVY - 3365 COVERED BRIDGE DR W (Owner)</b>						
Assessment - Maintenance 2024	\$0.00	\$378.00	(\$378.00)	\$0.00	\$0.00	\$0.00
<b>Homeowner Totals:</b>	<b>\$0.00</b>	<b>\$378.00</b>	<b>(\$378.00)</b>	<b>\$0.00</b>	<b>\$0.00</b>	<b>\$0.00</b>
<b>58800803 - MELINDA VARADI - 3361 COVERED BRIDGE DR W (Owner)</b>						
Assessment - Maintenance 2024	\$0.00	\$378.00	(\$378.00)	\$0.00	\$0.00	\$0.00
<b>Homeowner Totals:</b>	<b>\$0.00</b>	<b>\$378.00</b>	<b>(\$378.00)</b>	<b>\$0.00</b>	<b>\$0.00</b>	<b>\$0.00</b>
<b>58800804 - GEORGE P. PANAGOPOULOS - 3357 COVERED BRIDGE DR W (Owner)</b>						
Assessment - Maintenance 2024	\$0.00	\$378.00	(\$378.00)	\$0.00	\$0.00	\$0.00
PrePaid	\$0.00	\$0.00	\$0.00	\$0.00	(\$378.00)	(\$378.00)
<b>Homeowner Totals:</b>	<b>\$0.00</b>	<b>\$378.00</b>	<b>(\$378.00)</b>	<b>\$0.00</b>	<b>\$0.00</b>	<b>(\$378.00)</b>
<b>58800901 - CRAIG JAMES &amp; KRISTY JAMES - 3353 COVERED BRIDGE DR W (Owner)</b>						
Assessment - Maintenance 2024	\$0.00	\$378.00	(\$378.00)	\$0.00	\$0.00	\$0.00
<b>Homeowner Totals:</b>	<b>\$0.00</b>	<b>\$378.00</b>	<b>(\$378.00)</b>	<b>\$0.00</b>	<b>\$0.00</b>	<b>\$0.00</b>
<b>58800902 - ROGER M. &amp; MARTHA J. SHORTILL - 3349 COVERED BRIDGE DR W (Owner-Attorney)</b>						
Assessment - Maintenance 2024	\$2,268.00	\$378.00	\$0.00	\$0.00	\$0.00	\$2,646.00
NSF Fees 2024	\$12.00	\$0.00	\$0.00	\$0.00	\$0.00	\$12.00
Water/Sewer Reimbursement 2024	\$478.63	\$0.00	\$0.00	\$0.00	\$0.00	\$478.63
<b>Homeowner Totals:</b>	<b>\$2,758.63</b>	<b>\$378.00</b>	<b>\$0.00</b>	<b>\$0.00</b>	<b>\$0.00</b>	<b>\$3,136.63</b>
<b>58800903 - MERLE B. &amp; MELODY P. ELLIOTT &amp; TRUSTEES - 3345 COVERED BRIDGE DR W (Owner)</b>						
Assessment - Maintenance 2024	\$0.00	\$378.00	(\$378.00)	\$0.00	\$0.00	\$0.00
<b>Homeowner Totals:</b>	<b>\$0.00</b>	<b>\$378.00</b>	<b>(\$378.00)</b>	<b>\$0.00</b>	<b>\$0.00</b>	<b>\$0.00</b>
<b>58800904 - BRIAN K. &amp; TRACY L. OLSON - 3341 COVERED BRIDGE DR W (Owner)</b>						
Assessment - Maintenance 2024	\$0.00	\$378.00	(\$378.00)	\$0.00	\$0.00	\$0.00
<b>Homeowner Totals:</b>	<b>\$0.00</b>	<b>\$378.00</b>	<b>(\$378.00)</b>	<b>\$0.00</b>	<b>\$0.00</b>	<b>\$0.00</b>
<b>58801001 - ALICE ADAMS &amp; ANGELA T. NGUYEN - 3321 COVERED BRIDGE DR W (Owner)</b>						
Assessment - Maintenance 2024	\$0.00	\$378.00	(\$378.00)	\$0.00	\$0.00	\$0.00
PrePaid	(\$1,134.00)	\$0.00	\$0.00	\$0.00	\$378.00	(\$756.00)
<b>Homeowner Totals:</b>	<b>(\$1,134.00)</b>	<b>\$378.00</b>	<b>(\$378.00)</b>	<b>\$0.00</b>	<b>\$378.00</b>	<b>(\$756.00)</b>
<b>58801002 - CESAR &amp; PATRICIA ROMERO - 3317 COVERED BRIDGE DR W (Owner)</b>						
Assessment - Maintenance 2024	\$378.00	\$378.00	(\$378.00)	\$0.00	\$0.00	\$378.00
<b>Homeowner Totals:</b>	<b>\$378.00</b>	<b>\$378.00</b>	<b>(\$378.00)</b>	<b>\$0.00</b>	<b>\$0.00</b>	<b>\$378.00</b>
<b>58801003 - MARK &amp; CHRISTINE G. MIKHAIL - 3313 COVERED BRIDGE DR W (Owner)</b>						
Assessment - Maintenance 2024	\$0.00	\$378.00	(\$378.00)	\$0.00	\$0.00	\$0.00
<b>Homeowner Totals:</b>	<b>\$0.00</b>	<b>\$378.00</b>	<b>(\$378.00)</b>	<b>\$0.00</b>	<b>\$0.00</b>	<b>\$0.00</b>
<b>58801004 - DARRELL A. &amp; ANGELA M. DON - 3309 COVERED BRIDGE DR W (Owner)</b>						
Assessment - Maintenance 2024	\$0.00	\$378.00	(\$378.00)	\$0.00	\$0.00	\$0.00
<b>Homeowner Totals:</b>	<b>\$0.00</b>	<b>\$378.00</b>	<b>(\$378.00)</b>	<b>\$0.00</b>	<b>\$0.00</b>	<b>\$0.00</b>
<b>58801101 - SCOTT &amp; KAYLYN FERGUSON - 3305 COVERED BRIDGE DR W (Owner)</b>						
Assessment - Maintenance 2024	\$0.00	\$378.00	(\$378.00)	\$0.00	\$0.00	\$0.00
PrePaid	(\$1,176.00)	\$0.00	\$0.00	\$0.00	\$378.00	(\$798.00)
<b>Homeowner Totals:</b>	<b>(\$1,176.00)</b>	<b>\$378.00</b>	<b>(\$378.00)</b>	<b>\$0.00</b>	<b>\$378.00</b>	<b>(\$798.00)</b>
<b>58801102 - LINDA L. LAZZARI - 3301 COVERED BRIDGE DR W (Owner)</b>						
Assessment - Maintenance 2024	\$0.00	\$378.00	(\$378.00)	\$0.00	\$0.00	\$0.00
<b>Homeowner Totals:</b>	<b>\$0.00</b>	<b>\$378.00</b>	<b>(\$378.00)</b>	<b>\$0.00</b>	<b>\$0.00</b>	<b>\$0.00</b>
<b>58801103 - DEBORAH J. WILLIS - 3297 COVERED BRIDGE DR W (Owner)</b>						
Assessment - Maintenance 2024	\$0.00	\$378.00	(\$378.00)	\$0.00	\$0.00	\$0.00



**Receivables Type Balances**  
 Covered Bridge Townhomes Property Owners Association, Inc.  
 Period: 10/1/2024 to 10/31/2024

Date: 11/5/2024  
 Time: 3:52 pm  
 Page: 4

Assessment	Prev. Bal	Billing	Receipts	Adjustments	PrePaid	Ending Bal
PrePaid	(\$2,185.72)	\$0.00	\$0.00	\$0.00	\$0.00	(\$2,185.72)
<b>Homeowner Totals:</b>	(\$2,185.72)	\$378.00	(\$378.00)	\$0.00	\$0.00	(\$2,185.72)
<b>58801104 - RONALD &amp; HELEN B. AMBROSIO - 3293 COVERED BRIDGE DR W (Owner)</b>						
Assessment - Maintenance 2024	\$0.00	\$378.00	(\$378.00)	\$0.00	\$0.00	\$0.00
PrePaid	(\$378.00)	\$0.00	\$0.00	\$0.00	\$0.00	(\$378.00)
<b>Homeowner Totals:</b>	(\$378.00)	\$378.00	(\$378.00)	\$0.00	\$0.00	(\$378.00)
<b>58801201 - DAVID BRAUN - 3372 COVERED BRIDGE DR E (Owner)</b>						
Assessment - Maintenance 2024	\$0.00	\$378.00	(\$378.00)	\$0.00	\$0.00	\$0.00
PrePaid	\$0.00	\$0.00	\$0.00	\$0.00	(\$378.00)	(\$378.00)
<b>Homeowner Totals:</b>	\$0.00	\$378.00	(\$378.00)	\$0.00	\$0.00	(\$378.00)
<b>58801202 - PRISCILLA RISOLDI - 3376 COVERED BRIDGE DR E (Owner)</b>						
Assessment - Maintenance 2024	\$0.00	\$378.00	(\$378.00)	\$0.00	\$0.00	\$0.00
PrePaid	(\$378.00)	\$0.00	\$0.00	\$0.00	\$378.00	\$0.00
<b>Homeowner Totals:</b>	(\$378.00)	\$378.00	(\$378.00)	\$0.00	\$378.00	\$0.00
<b>58801203 - OLIVERA &amp; BOBI DONCEVSKI - 3380 COVERED BRIDGE DR E (Owner)</b>						
Assessment - Maintenance 2024	\$0.00	\$378.00	(\$378.00)	\$0.00	\$0.00	\$0.00
<b>Homeowner Totals:</b>	\$0.00	\$378.00	(\$378.00)	\$0.00	\$0.00	\$0.00
<b>58801204 - AGNES JASTRZEBSKI - 3384 COVERED BRIDGE DR E (Owner)</b>						
Assessment - Maintenance (Delinquent Fee) 2024	\$0.00	\$25.00	\$0.00	\$0.00	\$0.00	\$25.00
Assessment - Maintenance 2024	\$756.00	\$378.00	\$0.00	\$0.00	\$0.00	\$1,134.00
<b>Homeowner Totals:</b>	\$756.00	\$403.00	\$0.00	\$0.00	\$0.00	\$1,159.00
<b>58801301 - JOAN D. MITCHEM - 3356 COVERED BRIDGE DR E (Owner)</b>						
Assessment - Maintenance 2024	\$0.00	\$378.00	(\$378.00)	\$0.00	\$0.00	\$0.00
PrePaid	(\$320.00)	\$0.00	\$0.00	\$0.00	\$0.00	(\$320.00)
<b>Homeowner Totals:</b>	(\$320.00)	\$378.00	(\$378.00)	\$0.00	\$0.00	(\$320.00)
<b>58801302 - Tracy Donovan - 3360 COVERED BRIDGE DR E (Owner)</b>						
Assessment - Maintenance 2024	\$0.00	\$378.00	(\$378.00)	\$0.00	\$0.00	\$0.00
<b>Homeowner Totals:</b>	\$0.00	\$378.00	(\$378.00)	\$0.00	\$0.00	\$0.00
<b>58801303 - FRANCIS MACRINI - 3364 COVERED BRIDGE DR E (Owner)</b>						
Assessment - Maintenance 2024	\$0.00	\$378.00	(\$378.00)	\$0.00	\$0.00	\$0.00
<b>Homeowner Totals:</b>	\$0.00	\$378.00	(\$378.00)	\$0.00	\$0.00	\$0.00
<b>58801304 - GEORGE &amp; ARISTEA TSITSOPOULOS - 3368 COVERED BRIDGE DR E (Owner)</b>						
Assessment - Maintenance 2024	\$0.00	\$378.00	(\$378.00)	\$0.00	\$0.00	\$0.00
<b>Homeowner Totals:</b>	\$0.00	\$378.00	(\$378.00)	\$0.00	\$0.00	\$0.00
<b>58801401 - CAROLYN KIM PUCKETT - 3340 COVERED BRIDGE DR E (Owner)</b>						
Assessment - Maintenance 2024	\$0.00	\$378.00	(\$378.00)	\$0.00	\$0.00	\$0.00
PrePaid	\$0.00	\$0.00	\$0.00	\$0.00	(\$378.00)	(\$378.00)
<b>Homeowner Totals:</b>	\$0.00	\$378.00	(\$378.00)	\$0.00	\$0.00	(\$378.00)
<b>58801402 - CAROLYN E. LYONS - 3344 COVERED BRIDGE DR E (Owner)</b>						
Assessment - Maintenance 2024	\$0.00	\$378.00	(\$378.00)	\$0.00	\$0.00	\$0.00
<b>Homeowner Totals:</b>	\$0.00	\$378.00	(\$378.00)	\$0.00	\$0.00	\$0.00
<b>58801403 - SERGERY SKUDAEV &amp; TATYANA &amp; NATALIYA LYTKINA - 3348 COVERED BRIDGE DR E (Owner)</b>						
Assessment - Maintenance 2024	\$0.00	\$378.00	(\$378.00)	\$0.00	\$0.00	\$0.00
<b>Homeowner Totals:</b>	\$0.00	\$378.00	(\$378.00)	\$0.00	\$0.00	\$0.00
<b>58801404 - ELI &amp; OLIVIA J. MAGEE - 3352 COVERED BRIDGE DR E (Owner)</b>						
Assessment - Maintenance 2024	\$0.00	\$378.00	(\$378.00)	\$0.00	\$0.00	\$0.00
<b>Homeowner Totals:</b>	\$0.00	\$378.00	(\$378.00)	\$0.00	\$0.00	\$0.00



**Receivables Type Balances**  
 Covered Bridge Townhomes Property Owners Association, Inc.  
 Period: 10/1/2024 to 10/31/2024

Date: 11/5/2024  
 Time: 3:52 pm  
 Page: 5

Assessment	Prev. Bal	Billing	Receipts	Adjustments	PrePaid	Ending Bal
<b>58801501 - CARL &amp; KIM MARIE LEBLANC LEISEGANG - 3308 COVERED BRIDGE DR E (Owner)</b>						
Assessment - Maintenance 2024	\$0.00	\$378.00	(\$378.00)	\$0.00	\$0.00	\$0.00
<b>Homeowner Totals:</b>	<b>\$0.00</b>	<b>\$378.00</b>	<b>(\$378.00)</b>	<b>\$0.00</b>	<b>\$0.00</b>	<b>\$0.00</b>
<b>58801502 - REBECA S. ALT - 3312 COVERED BRIDGE DR E (Owner)</b>						
Assessment - Maintenance 2024	\$0.00	\$378.00	(\$378.00)	\$0.00	\$0.00	\$0.00
<b>Homeowner Totals:</b>	<b>\$0.00</b>	<b>\$378.00</b>	<b>(\$378.00)</b>	<b>\$0.00</b>	<b>\$0.00</b>	<b>\$0.00</b>
<b>58801503 - LISA M. GOOCH - 3316 COVERED BRIDGE DR E (Owner)</b>						
Assessment - Maintenance 2024	\$0.00	\$378.00	(\$378.00)	\$0.00	\$0.00	\$0.00
<b>Homeowner Totals:</b>	<b>\$0.00</b>	<b>\$378.00</b>	<b>(\$378.00)</b>	<b>\$0.00</b>	<b>\$0.00</b>	<b>\$0.00</b>
<b>58801504 - Amanda Carroll &amp; Maria Carroll - 3320 COVERED BRIDGE DR E (Owner)</b>						
Assessment - Maintenance 2024	\$0.00	\$378.00	(\$378.00)	\$0.00	\$0.00	\$0.00
<b>Homeowner Totals:</b>	<b>\$0.00</b>	<b>\$378.00</b>	<b>(\$378.00)</b>	<b>\$0.00</b>	<b>\$0.00</b>	<b>\$0.00</b>
<b>58801601 - LIDING TB22 LLC - 3292 COVERED BRIDGE DR E (Owner)</b>						
Assessment - Maintenance 2024	\$0.00	\$378.00	(\$378.00)	\$0.00	\$0.00	\$0.00
<b>Homeowner Totals:</b>	<b>\$0.00</b>	<b>\$378.00</b>	<b>(\$378.00)</b>	<b>\$0.00</b>	<b>\$0.00</b>	<b>\$0.00</b>
<b>58801602 - JOHN FITZGERALD STACK - 3296 COVERED BRIDGE DR E (Owner)</b>						
Assessment - Maintenance 2024	\$0.00	\$378.00	(\$378.00)	\$0.00	\$0.00	\$0.00
<b>Homeowner Totals:</b>	<b>\$0.00</b>	<b>\$378.00</b>	<b>(\$378.00)</b>	<b>\$0.00</b>	<b>\$0.00</b>	<b>\$0.00</b>
<b>58801603 - EILEEN &amp; KAREN-JOY RAULLI - 3300 COVERED BRIDGE DR E (Owner)</b>						
Assessment - Maintenance 2024	\$0.00	\$378.00	(\$378.00)	\$0.00	\$0.00	\$0.00
<b>Homeowner Totals:</b>	<b>\$0.00</b>	<b>\$378.00</b>	<b>(\$378.00)</b>	<b>\$0.00</b>	<b>\$0.00</b>	<b>\$0.00</b>
<b>58801604 - CHANGWEN YANG - 3304 COVERED BRIDGE DR E (Owner)</b>						
Assessment - Maintenance 2024	\$0.00	\$378.00	(\$378.00)	\$0.00	\$0.00	\$0.00
<b>Homeowner Totals:</b>	<b>\$0.00</b>	<b>\$378.00</b>	<b>(\$378.00)</b>	<b>\$0.00</b>	<b>\$0.00</b>	<b>\$0.00</b>
<b>58801701 - MERLE B. &amp; MELODY P. ELLIOTT - 3383 COVERED BRIDGE DR E (Owner)</b>						
Assessment - Maintenance 2024	\$0.00	\$378.00	(\$378.00)	\$0.00	\$0.00	\$0.00
<b>Homeowner Totals:</b>	<b>\$0.00</b>	<b>\$378.00</b>	<b>(\$378.00)</b>	<b>\$0.00</b>	<b>\$0.00</b>	<b>\$0.00</b>
<b>58801702 - KAYLA GORTNER - 3379 COVERED BRIDGE DR E (Owner)</b>						
Assessment - Maintenance (Delinquent Fee) 2024	\$0.00	\$25.00	\$0.00	\$0.00	\$0.00	\$25.00
Assessment - Maintenance 2024	\$756.00	\$378.00	(\$378.00)	\$0.00	\$0.00	\$756.00
<b>Homeowner Totals:</b>	<b>\$756.00</b>	<b>\$403.00</b>	<b>(\$378.00)</b>	<b>\$0.00</b>	<b>\$0.00</b>	<b>\$781.00</b>
<b>58801703 - BENJAMIN K. &amp; VICKI L. JETTON - 3375 COVERED BRIDGE DR E (Owner)</b>						
Assessment - Maintenance 2024	\$0.00	\$378.00	(\$378.00)	\$0.00	\$0.00	\$0.00
<b>Homeowner Totals:</b>	<b>\$0.00</b>	<b>\$378.00</b>	<b>(\$378.00)</b>	<b>\$0.00</b>	<b>\$0.00</b>	<b>\$0.00</b>
<b>58801704 - LOUIS D. &amp; NANCY R. RUSSO - 3371 COVERED BRIDGE DR E (Owner)</b>						
Assessment - Maintenance 2024	\$0.00	\$378.00	(\$378.00)	\$0.00	\$0.00	\$0.00
<b>Homeowner Totals:</b>	<b>\$0.00</b>	<b>\$378.00</b>	<b>(\$378.00)</b>	<b>\$0.00</b>	<b>\$0.00</b>	<b>\$0.00</b>
<b>58801801 - JANET HOPE STROBEL &amp; MARY SPENCER DENARO - 3367 COVERED BRIDGE DR E (Owner)</b>						
Assessment - Maintenance 2024	\$0.00	\$378.00	(\$378.00)	\$0.00	\$0.00	\$0.00
PrePaid	(\$378.00)	\$0.00	\$0.00	\$0.00	\$0.00	(\$378.00)
<b>Homeowner Totals:</b>	<b>(\$378.00)</b>	<b>\$378.00</b>	<b>(\$378.00)</b>	<b>\$0.00</b>	<b>\$0.00</b>	<b>(\$378.00)</b>
<b>58801802 - ANTHONY HEWITT, JR. - 3363 COVERED BRIDGE DR E (Owner)</b>						
Assessment - Maintenance 2024	\$0.00	\$378.00	\$0.00	\$0.00	\$0.00	\$378.00
<b>Homeowner Totals:</b>	<b>\$0.00</b>	<b>\$378.00</b>	<b>\$0.00</b>	<b>\$0.00</b>	<b>\$0.00</b>	<b>\$378.00</b>
<b>58801803 - Mikhail Novokshchenov &amp; Marina Novokshchenova - 3359 COVERED BRIDGE DR E (Owner)</b>						
Assessment - Maintenance 2024	\$0.00	\$378.00	(\$378.00)	\$0.00	\$0.00	\$0.00
<b>Homeowner Totals:</b>	<b>\$0.00</b>	<b>\$378.00</b>	<b>(\$378.00)</b>	<b>\$0.00</b>	<b>\$0.00</b>	<b>\$0.00</b>



**Receivables Type Balances**  
 Covered Bridge Townhomes Property Owners Association, Inc.  
 Period: 10/1/2024 to 10/31/2024

Date: 11/5/2024  
 Time: 3:52 pm  
 Page: 6

Assessment	Prev. Bal	Billing	Receipts	Adjustments	PrePaid	Ending Bal
<b>58801804 - MARY ANN BECKLEY - 3355 COVERED BRIDGE DR E (Owner)</b>						
Assessment - Maintenance 2024	\$363.28	\$378.00	(\$741.28)	\$0.00	\$0.00	\$0.00
PrePaid	\$0.00	\$0.00	\$0.00	\$0.00	(\$0.72)	(\$0.72)
<b>Homeowner Totals:</b>	<b>\$363.28</b>	<b>\$378.00</b>	<b>(\$741.28)</b>	<b>\$0.00</b>	<b>\$0.00</b>	<b>(\$0.72)</b>
<b>58801901 - IVAN &amp; NORA NAGY - 3351 COVERED BRIDGE DR E (Owner)</b>						
Assessment - Maintenance 2024	\$0.00	\$378.00	(\$378.00)	\$0.00	\$0.00	\$0.00
PrePaid	\$0.00	\$0.00	\$0.00	\$0.00	(\$378.00)	(\$378.00)
<b>Homeowner Totals:</b>	<b>\$0.00</b>	<b>\$378.00</b>	<b>(\$378.00)</b>	<b>\$0.00</b>	<b>\$0.00</b>	<b>(\$378.00)</b>
<b>58801902 - PATRICK &amp; YVETTE ARNOLD - 3347 COVERED BRIDGE DR E (Owner)</b>						
Assessment - Maintenance 2024	\$0.00	\$378.00	(\$378.00)	\$0.00	\$0.00	\$0.00
PrePaid	(\$378.00)	\$0.00	\$0.00	\$0.00	\$378.00	\$0.00
<b>Homeowner Totals:</b>	<b>(\$378.00)</b>	<b>\$378.00</b>	<b>(\$378.00)</b>	<b>\$0.00</b>	<b>\$378.00</b>	<b>\$0.00</b>
<b>58801903 - Robert Gollon &amp; Shari Money - 3343 COVERED BRIDGE DR E (Owner)</b>						
Assessment - Maintenance 2024	\$0.00	\$378.00	(\$378.00)	\$0.00	\$0.00	\$0.00
PrePaid	(\$756.00)	\$0.00	\$0.00	\$0.00	\$378.00	(\$378.00)
<b>Homeowner Totals:</b>	<b>(\$756.00)</b>	<b>\$378.00</b>	<b>(\$378.00)</b>	<b>\$0.00</b>	<b>\$378.00</b>	<b>(\$378.00)</b>
<b>58801904 - ROBERT G. &amp; CAROL A. SEARS - 3339 COVERED BRIDGE DR E (Owner)</b>						
Assessment - Maintenance 2024	\$0.00	\$378.00	(\$378.00)	\$0.00	\$0.00	\$0.00
<b>Homeowner Totals:</b>	<b>\$0.00</b>	<b>\$378.00</b>	<b>(\$378.00)</b>	<b>\$0.00</b>	<b>\$0.00</b>	<b>\$0.00</b>
<b>58802001 - WILLIAM &amp; SARAH PETERS - 3335 COVERED BRIDGE DR E (Owner)</b>						
Assessment - Maintenance 2024	\$0.00	\$378.00	(\$378.00)	\$0.00	\$0.00	\$0.00
<b>Homeowner Totals:</b>	<b>\$0.00</b>	<b>\$378.00</b>	<b>(\$378.00)</b>	<b>\$0.00</b>	<b>\$0.00</b>	<b>\$0.00</b>
<b>58802002 - GERGES A. &amp; HAYAM T. HADDAD - 3331 COVERED BRIDGE DR E (Owner)</b>						
Assessment - Maintenance 2024	\$0.00	\$378.00	(\$378.00)	\$0.00	\$0.00	\$0.00
<b>Homeowner Totals:</b>	<b>\$0.00</b>	<b>\$378.00</b>	<b>(\$378.00)</b>	<b>\$0.00</b>	<b>\$0.00</b>	<b>\$0.00</b>
<b>58802003 - YOU ZHOU - 3327 COVERED BRIDGE DR E (Owner)</b>						
Assessment - Maintenance 2024	\$0.00	\$378.00	(\$378.00)	\$0.00	\$0.00	\$0.00
PrePaid	(\$378.00)	\$0.00	\$0.00	\$0.00	\$378.00	\$0.00
<b>Homeowner Totals:</b>	<b>(\$378.00)</b>	<b>\$378.00</b>	<b>(\$378.00)</b>	<b>\$0.00</b>	<b>\$378.00</b>	<b>\$0.00</b>
<b>58802004 - BARRY M. POPPEL - 3323 COVERED BRIDGE DR E (Owner)</b>						
Assessment - Maintenance 2024	\$0.00	\$378.00	(\$378.00)	\$0.00	\$0.00	\$0.00
<b>Homeowner Totals:</b>	<b>\$0.00</b>	<b>\$378.00</b>	<b>(\$378.00)</b>	<b>\$0.00</b>	<b>\$0.00</b>	<b>\$0.00</b>
<b>58802101 - GEORGE BROWN III - 3319 COVERED BRIDGE DR E (Owner)</b>						
Assessment - Maintenance 2024	\$86.00	\$378.00	(\$464.00)	\$0.00	\$0.00	\$0.00
PrePaid	\$0.00	\$0.00	\$0.00	\$0.00	(\$292.00)	(\$292.00)
<b>Homeowner Totals:</b>	<b>\$86.00</b>	<b>\$378.00</b>	<b>(\$464.00)</b>	<b>\$0.00</b>	<b>\$0.00</b>	<b>(\$292.00)</b>
<b>58802102 - MAREK DUS - 3315 COVERED BRIDGE DR E (Owner)</b>						
Assessment - Maintenance 2024	\$0.00	\$378.00	(\$378.00)	\$0.00	\$0.00	\$0.00
<b>Homeowner Totals:</b>	<b>\$0.00</b>	<b>\$378.00</b>	<b>(\$378.00)</b>	<b>\$0.00</b>	<b>\$0.00</b>	<b>\$0.00</b>
<b>58802103 - PAUL KIMMEL - 3311 COVERED BRIDGE DR E (Owner)</b>						
Assessment - Maintenance 2024	\$0.00	\$378.00	(\$378.00)	\$0.00	\$0.00	\$0.00
<b>Homeowner Totals:</b>	<b>\$0.00</b>	<b>\$378.00</b>	<b>(\$378.00)</b>	<b>\$0.00</b>	<b>\$0.00</b>	<b>\$0.00</b>
<b>58802104 - STEPHANIE D. WILKINS - 3307 COVERED BRIDGE DR E (Owner)</b>						
Assessment - Maintenance 2024	\$0.00	\$378.00	(\$378.00)	\$0.00	\$0.00	\$0.00
<b>Homeowner Totals:</b>	<b>\$0.00</b>	<b>\$378.00</b>	<b>(\$378.00)</b>	<b>\$0.00</b>	<b>\$0.00</b>	<b>\$0.00</b>
<b>58802201 - EZEQUIEL &amp; VERONICA GUERRERO &amp; DAVID MORALES - 3303 COVERED BRIDGE DR E (Owner)</b>						
Assessment - Maintenance 2024	\$0.00	\$378.00	(\$378.00)	\$0.00	\$0.00	\$0.00
PrePaid	(\$732.00)	\$0.00	\$0.00	\$0.00	\$46.00	(\$686.00)



**Receivables Type Balances**  
 Covered Bridge Townhomes Property Owners Association, Inc.  
 Period: 10/1/2024 to 10/31/2024

Date: 11/5/2024  
 Time: 3:52 pm  
 Page: 7

Assessment		Prev. Bal	Billing	Receipts	Adjustments	PrePaid	Ending Bal
<b>Homeowner Totals:</b>		(\$732.00)	\$378.00	(\$378.00)	\$0.00	\$46.00	(\$686.00)
<b>58802202 - MEGAN MULHERN - 3299 COVERED BRIDGE DR E (Owner)</b>							
Assessment - Maintenance 2024		\$0.00	\$378.00	(\$378.00)	\$0.00	\$0.00	\$0.00
<b>Homeowner Totals:</b>		\$0.00	\$378.00	(\$378.00)	\$0.00	\$0.00	\$0.00
<b>58802203 - ASHLEY DE LIMA - 3295 COVERED BRIDGE DR E (Owner)</b>							
Assessment - Maintenance 2024		\$0.00	\$378.00	(\$378.00)	\$0.00	\$0.00	\$0.00
<b>Homeowner Totals:</b>		\$0.00	\$378.00	(\$378.00)	\$0.00	\$0.00	\$0.00
<b>58802204 - MARY KATHERINE COLTON - 3291 COVERED BRIDGE DR E (Owner)</b>							
Assessment - Maintenance 2024		\$0.00	\$378.00	(\$378.00)	\$0.00	\$0.00	\$0.00
PrePaid		(\$378.00)	\$0.00	\$0.00	\$0.00	\$0.00	(\$378.00)
<b>Homeowner Totals:</b>		(\$378.00)	\$378.00	(\$378.00)	\$0.00	\$0.00	(\$378.00)
<b>Assessment Totals / # accts:</b>							
Assessment - Maintenance (Delinquent Fee) 2024	2	\$0.00	\$50.00	\$0.00	\$0.00	\$0.00	\$50.00
Assessment - Maintenance 2024	88	\$4,607.28	\$33,264.00	(\$31,867.28)	\$0.00	\$0.00	\$6,004.00
NSF Fees 2024	1	\$12.00	\$0.00	\$0.00	\$0.00	\$0.00	\$12.00
PrePaid	29	(\$13,405.72)	\$0.00	\$0.00	\$0.00	(\$202.72)	(\$13,608.44)
Water/Sewer Reimbursement 2024	1	\$478.63	\$0.00	\$0.00	\$0.00	\$0.00	\$478.63
<b>Association Totals:</b>		(\$8,307.81)	\$33,314.00	(\$31,867.28)	\$0.00	(\$202.72)	(\$7,063.81)



**Cash Disbursement**  
 Covered Bridge Townhomes Property Owners Association, Inc.  
 10/1/2024 - 10/31/2024

Date: 11/5/2024  
 Time: 3:52 pm  
 Page: 1

Date	Check #	Payee	Amount
<b>11-1015-00-00 South State Operating - 9238</b>			
10/01/2024	12068	Ameri-Tech Realty, Inc. 50-5800-00-09 Management Fee Expires 3/1/2026 60 Day Notice 50-5010-00-09 Administration 50-5020-00-09 Lock Box / Coupon Books 50-5010-00-09 Delinquencies	\$2,090.00 \$1,236.00 \$90.00 \$748.00 \$16.00
10/01/2024	12069	DoorKing, Inc. <b>Invoice #: 2340281</b> 50-6105-00-09 Invoice: 2340281; R&M Entry Gate Inv 2340281	\$43.95
10/01/2024	12070	Bug Master Pest Control <b>Invoice #: 200973</b> 50-5430-00-09 Invoice: 200973; Pest/Fert/Weed Inv 200973	\$461.00 \$461.00
10/01/2024	12071	Ameri-Tech Realty, Inc. 50-5010-00-09 Administration Records Billings Storage	\$405.00 \$405.00
10/03/2024	12072	Frontier 50-7007-00-09 Telephone-Gate Acct 72777382480819055	\$274.34 \$274.34
10/03/2024	12073	Duke Energy Payment Processing 50-7000-00-09 Multiple Invoices; Electric Acct 910088296308 50-7000-00-09 Multiple Invoices; Electric Acct 910088296598 50-7000-00-09 Multiple Invoices; Electric Acct 910088296085	\$346.92 \$35.42 \$73.80 \$237.70
10/04/2024	12074	Affordable Work Orders <b>Invoice #: 46094</b> 50-6400-00-09 Invoice: 46094; Janitorial Service Inv 46094	\$200.00 \$200.00
10/08/2024	12075	Bug Master Pest Control <b>Invoice #: 198312</b> 50-5430-00-09 Invoice: 198312; Bug Master Inv 198312	\$487.00 \$487.00
10/15/2024	12076	Brian Olson 50-5010-00-09 Administration Reimburse Olson Pool Skimmer	\$55.63 \$55.63
10/15/2024	12077	Ameri-Tech Realty, Inc. 50-5010-00-09 Administration 3343 Covered Bridge E	\$15.00 \$15.00
10/15/2024	12078	Quality Lawn & Property Maintenance Inc. <b>Invoice #: 23726</b> 50-5400-00-09 Multiple Invoices; Lawn Services Inv 23726 <b>Invoice #: 23728</b> 50-5400-00-09 Multiple Invoices; Lawn Services Inv 23728 50-5400-00-09 Multiple Invoices; Lawn Services Inv 23728 (Reversal) 50-5410-00-09 Multiple Invoices; Lawn Services Inv 23728	\$5,825.00 \$3,675.00 \$2,150.00 (\$2,150.00) \$2,150.00
10/15/2024	12079	MSI Mark Sheets Irrigation LLC <b>Invoice #: 5265</b> 50-5420-00-09 Invoice: 5265; R&M Irrigation Inv 5265	\$669.00 \$669.00
10/16/2024	12080	Duke Energy Payment Processing 50-7000-00-09 Electric Acct 910088295787	\$540.12 \$540.12
10/17/2024		12-1035-00-00 Transfer to South State Reserve - 9241; Funds Transfer	\$16,728.17
10/21/2024	12081	Greenberg Nikoloff, P.A. <b>Invoice #: 17041</b> 50-5900-00-09 Invoice: 17041; Legal Inv 17041	\$849.41 \$849.41
10/22/2024	12082	Ameri-Tech Realty, Inc. 50-5010-00-09 Administration Application Marino	\$50.00 \$50.00
10/22/2024	12083	Think Utility Services Inc. <b>Invoice #: 132300752</b> 50-7001-00-09 Invoice: 132300752; Water/Sewer 3627468 50-7001-00-09 Invoice: 132300752; Water/Sewer 3627468 (Reversal) 50-7002-00-09 Invoice: 132300752; Water/Sewer 3627468	\$61.93 (\$61.93) \$61.93



**Cash Disbursement**  
 Covered Bridge Townhomes Property Owners Association, Inc.  
 10/1/2024 - 10/31/2024

Date: 11/5/2024  
 Time: 3:52 pm  
 Page: 2

Date	Check #	Payee	Amount
10/22/2024	12084	Tenant Check LLC <b>Invoice #: 204312</b> 50-5010-00-09 Invoice: 204312; Administration Inv 204312 Background Marino	\$30.00
10/22/2024	12085	PRISTINE PONDS AQUATIC AND ENVIRONMENTAL SERV <b>Invoice #: 12856</b> 50-6120-00-09 Invoice: 12856; R&M Lakes/ Ponds 12856	\$150.00
10/25/2024	12087	Ameri-Tech Realty, Inc. 50-5010-00-09 Administration 3305 Covered Bridge	\$4.00
10/25/2024	12088	Ameri-Tech Realty, Inc. 50-5010-00-09 Administration Annual & Budget Notice	\$490.01
10/30/2024	12091	Ameri-Tech Realty, Inc. 50-5010-00-09 Application Romo	\$50.00
10/30/2024	12093	Tenant Check LLC <b>Invoice #: 204778</b> 50-5010-00-09 Invoice: 204778; Background check Romo	\$60.00
10/31/2024	0	Think Utility Services Inc. 50-7002-00-09 EFT - Misc. Check; Misc. Check	\$748.34
<b>Account Totals</b>			<b># Checks: 23</b>
			<b>\$30,634.82</b>
<b>12-1035-00-00 South State Reserve - 9241</b>			
10/30/2024	2004	ACOMA ROOFING <b>Invoice #: 10152427</b> 20-2030-00-00 Invoice: 10152427; Reserves - Roof Inv 10152427	\$8,250.00
10/31/2024		12-1047-00-00 Transfer to Truist Reserve; Funds Transfer	\$0.29
<b>Account Totals</b>			<b># Checks: 1</b>
			<b>\$8,250.29</b>
<b>Association Totals</b>			<b># Checks: 24</b>
			<b>\$38,885.11</b>





Bug Master Pest Control  
PO Box 874  
Palm Harbor, FL 34682  
727-784-4965

**Invoice # 200973**

**Invoice Date:** 09/24/2024  
Tuesday

**Bill-To:** 103861

**Location:** 100796

Ameri-Tech Community Management  
Bob Kelly  
24701 US Highway 19 N  
Suite 102  
Clearwater, FL 33763-5008

Covered Bridge  
Covered Bridge Dr.  
Clearwater, FL 33756

Service Description	Quantity	Price
Residential Pest Control-EXTERIOR	1.00	\$461.00
Residential Rodent Service	1.00	\$0.00
<b>SUBTOTAL</b>		\$461.00
<b>TAX</b>		\$0.00
<b>AMT PAID</b>		\$0.00
<b>TOTAL</b>		\$461.00
<b>AMOUNT DUE</b>		<b>\$461.00</b>

Activity in box 4,14,15

**Payment Receipt. Please Return with Payment Remittance**

Bill-To: Ameri-Tech Community Management  
Bob Kelly  
24701 US Highway 19 N  
Suite 102  
Clearwater, FL 33763-5008

Account #: 103861 Date: 09/24/2024  
PO Number: Invoice #: 200973  
Terms: ON RECEIPT

Amount Paid: \_\_\_\_\_

Check No.: \_\_\_\_\_

emit-To: Bug Master Pest Control  
PO Box 874  
Palm Harbor, FL 34682  
727-784-4965

RT

Please remit your check together with the Payment Slip from the last page of this invoice.

**DKS Cellular Subscription**  
**INVOICE**

INVOICE#
<b>2340281</b>
INVOICE DATE
<b>September 22, 2024</b>

Ian Moyer  
24701 US-19 Ste. 102  
Clearwater, Florida 33763

User ID: **coveredbridge1**  
Period Starts: August 22, 2024  
Period Ends: September 21, 2024

Previous Balance: \$43.95 **Note: All \$ amounts are in US Dollars.**  
 Payment Received: (\$43.95)  
 New Charges: \$43.95  
**Total Amount Due: \$43.95 USD Due upon receipt**

**Payments**

Date	Details	Amount
9/5/2024	Check received	(\$43.95)

**Cell Systems**

From	To	Name	Phone	MC	Min	Transfer	Amount
8/22/2024	9/21/2024	covered bridge E	727 366 4449	9999	20	1	\$43.95

**Summary**

<b>Total Amount Due</b>
This amount is due upon receipt <b>\$43.95 USD</b>

Cut along the dotted line and include with the check.  
Please also write the Invoice Number (" **2340281** ") on your check.

Invoice# 2340281  
 Dated September 22, 2024  
 User ID coveredbridge1  
 Period Starts: August 22, 2024  
 Period Ends: September 21, 2024  
 Amount Due: **\$43.95 USD**

*Payment To:*  
 DoorKing Inc.  
 IM Server Payments  
 120 S. Glasgow Avenue  
 Inglewood, CA 90301



From: AMERI-TECH REALTY, INC.  
P.O. BOX 14357  
CLEARWATER, FL 33766  
(727) 726-8000

Date: 09/10/2024  
Prop Id: AMERI-TECH  
Unit: 367

To: Covered Bridge TH POA 3% 88  
24701 US HIGHWAY 19 N #102-367  
CLEARWATER, FL 33763

Total Due: \$2,074.00

---

**Billing Statement**

---

Management Fee	\$1,236.00
2025 Lock Box / Coupons	\$748.00
Admin & Office Exp	\$90.00
Total Due	<u>\$2,074.00</u>

Please Remit for October

**ADDITIONAL CHARGE BACKS:**

Delinquencies 4 x \$4 = \$16

---

Payable to AMERI-TECH REALTY, INC.

RD

Ameri-Tech Realty  
24701 US HWY 19 N, Suite 102  
Clearwater, FL 33763

INVOICE

TO: COVERED BRIDGE

DATE: October 1, 2024

Date	Item	# boxes	\$ ea box	Charge
10/1/2024	2024 STEVENS & STEVENS STORAGE RECORDS BILLINGS	9	\$45.00	\$405.00
<b>TOTAL:</b>				<b>\$405.00</b>

**Thank you!**





### Your usage snapshot - Continued

<b>Current electric usage for meter number 4229355</b>	
Actual reading on Sep 19	4234
Previous reading on Aug 22	- 4167
Energy Used	67 kWh
Billed kWh	67.000 kWh

### Billing details - Electric

<b>Billing Period - Aug 22 24 to Sep 19 24</b>	
<b>Meter - 4229355</b>	
Customer Charge	\$16.02
Energy Charge	
67.000 kWh @ 9.419c	6.31
Fuel Charge	
67.000 kWh @ 4.670c	3.13
Asset Securitization Charge	
67.000 kWh @ 0.197c	0.13
Minimum Bill Adjustment	4.41
<b>Total Current Charges</b>	<b>\$30.00</b>

The total charges incurred during this billing period are below the minimum expenses necessary to equitably provide and maintain reliable electric service to all facilities across the state. When the combined monthly customer, energy, fuel, and other charges fall below a \$30 threshold, customers will see the difference noted as a Minimum Bill Adjustment under the Billing Details section. Learn more about the minimum charge adjustment and additional customer charges at [duke-energy.com/minimum](http://duke-energy.com/minimum).

Your current rate is General Service Non-Demand Sec (GS-1).

For a complete listing of all Florida rates and riders, visit [duke-energy.com/rates](http://duke-energy.com/rates)

### Billing details - Taxes

Regulatory Assessment Fee	\$0.03
Gross Receipts Tax	0.77
Municipal Franchise Fee	1.64
Municipal Utility Tax	2.98
<b>Total Taxes</b>	<b>\$5.42</b>





duke-energy.com  
877.372.8477

# Your Energy Bill

**Service address** Bill date Sep 23, 2024  
COVERED BRIDGE TOWNHOMES POA For service Aug 22 - Sep 19  
3387 COVERED BRIDGE DR E 29 days  
\*IRRIGATION & LIGHTS

Account number **9100 8829 6598**

## Billing summary

Previous Amount Due	\$79.47
Payment Received Sep 11	-79.47
Current Electric Charges	63.17
Taxes	10.63
<b>Total Amount Due Oct 14</b>	<b>\$73.80</b>



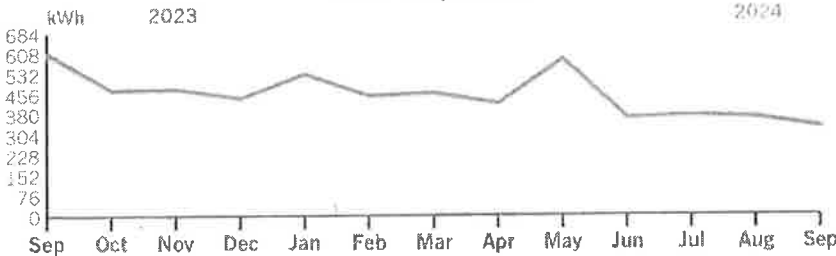
Thank you for your payment.

Know what's below. Call before you dig. Always call 811 before you dig, it's the law. Making this free call at least two full working days before you dig gets utility lines marked and helps protect you from injury and expense. Call 811 or visit Call811.com.

To help us repair malfunctioning streetlights, quickly: 1. Visit duke-energy.com/lightrepair 2. Provide us with the light's location and your contact information. 3. Specific addresses, landmarks and directions work best.

## Your usage snapshot

Electric usage history



Average temperature in degrees

82° 75° 69° 64° 62° 61° 70° 75° 81° 84° 87° 88° 83°

	Current Month	Sep 2023	12-Month Usage	Avg Monthly Usage
Electric (kWh)	330	608	5,261	438
Avg. Daily (kWh)	11	20	14	

12-month usage based on most recent history

Mail your payment at least 7 days before the due date or pay instantly at duke-energy.com/billing. Late payments are subject to a \$5.00 or 1.5%, late charge, whichever is greater.

Please return this portion with your payment. Thank you for your business.



Duke Energy Return Mail  
PO Box 1090  
Charlotte, NC 28201-1090

Account number  
**9100 8829 6598**

**\$73.80**  
by Oct 14

After Oct 14, the amount due will increase to \$78.80.

\$ \_\_\_\_\_ \$ \_\_\_\_\_  
Add here, to help others with a contribution to Share the Light **Amount enclosed**



Duke Energy Payment Processing  
PO Box 1094  
Charlotte, NC 28201-1094

011484 000011358



COVERED BRIDGE TOWNHOMES POA  
AMERI-TECH COMMUNITY MANAGEMENT  
24701 US HIGHWAY 19 N STE 102  
CLEARWATER FL 33763-4086



duke-energy.com  
877.372.8477

### Your usage snapshot - Continued

<b>Current electric usage for meter number 4229352</b>	
Actual reading on Sep 19	28842
Previous reading on Aug 22	- 28512
Energy Used	330 kWh
Billed kWh	330.000 kWh

### Billing details - Electric

<b>Billing Period - Aug 22 24 to Sep 19 24</b>	
<b>Meter - 4229352</b>	
Customer Charge	\$16.02
Energy Charge	
330.000 kWh @ 9.419c	31.09
Fuel Charge	
330.000 kWh @ 4.670c	15.41
Asset Securitization Charge	
330.000 kWh @ 0.197c	0.65
<b>Total Current Charges</b>	<b>\$63.17</b>

Your current rate is General Service Non-Demand Sec (GS-1).

For a complete listing of all Florida rates and riders, visit [duke-energy.com/rates](http://duke-energy.com/rates)

### Billing details - Taxes

Regulatory Assessment Fee	\$0.06
Gross Receipts Tax	1.62
Municipal Franchise Fee	3.42
Municipal Utility Tax	5.53
<b>Total Taxes</b>	<b>\$10.63</b>









duke-energy.com  
877.372.8477

Account number 9100 8829 6085

### Your usage snapshot - Continued


Current Electric Usage		
<u>Meter Number</u>	<u>Usage Type</u>	<u>Billing Period</u>
8404748	Actual	Aug 27 - Sep 24
<u>Usage Values</u>		
Billed kWh		1,583.228 kWh
Billed Demand kW		4.882 kW
Load Factor		46.59 %

### Billing details - Electric

Billing Period - Aug 27 24 to Sep 24 24	
Meter - 8404748	
Customer Charge	\$16.51
Energy Charge	
1,583.228 kWh @ 3.432c	54.34
Fuel Charge	
1,583.228 kWh @ 4.670c	73.94
Demand Charge	
4.882 kW @ \$11.80	57.60
Asset Securitization Charge	
1,583.228 kWh @ 0.177c	2.80
<b>Total Current Charges</b>	<b>\$205.19</b>

Your current rate is General Service Demand Sec (GSD-1).

For a complete listing of all Florida rates and riders, visit [duke-energy.com/rates](http://duke-energy.com/rates)



### Billing details - Taxes

Regulatory Assessment Fee	\$0.18
Gross Receipts Tax	5.27
Municipal Franchise Fee	11.16
Municipal Utility Tax	15.90
<b>Total Taxes</b>	<b>\$32.51</b>







Date of Bill
Account Number

9/22/24
727-773-8248-081905-5

CURRENT BILLING SUMMARY

Local Service from 09/22/24 to 10/21/24 727/773-8248.0


Table with columns: Qty Description, Charge. Rows include Basic Charges (Business Line, Multi-Line Federal Subscriber Line Charge, etc.), Non Basic Charges (Inside Wire Maint - Bus, Non-Published Listing, etc.), and Toll/Other (Minimum Usage Charge, FCA Long Distance - Federal USF Surcharge, etc.). Total: 274.34

CUSTOMER TALK

If your bill reflects that you owe a Balance Forward, you must make a payment immediately in order to avoid collection activities. You must pay a minimum of \$262.88 by your due date to avoid disconnection of your local service. All other charges should be paid by your due date to keep your account current.

Beginning with this bill, your Business Line (standalone or part of your voice bundle) has increased to \$61.60 per month, per line. Questions? Please contact customer service.

Beginning with this bill, your monthly Business Line - 2 Yr Term service has increased to \$47.95 per month, per line. Questions? Please contact customer service.



Affordable Work Orders LLC  
1391 Lady Marion Lane  
Dunedin, FL 34698  
info@affordableworkorders.com



**BILL TO**  
Covered Bridge Townhomes  
c/o Ameri-tech Realty Inc.  
24701 US Hwy 19 N Suite 102  
Clearwater, FL 33763  
Attn: Bob

**INVOICE 46094**

**DATE 10/01/2024 TERMS Net 10**

**DUE DATE 10/11/2024**

DATE	ACTIVITY	DESCRIPTION	QTY	RATE	AMOUNT
	<b>Monthly Janitorial Services</b>	Monthly Janitorial Services for October			200.00
				<b>SUBTOTAL</b>	200.00
				<b>TAX</b>	0.00
				<b>TOTAL</b>	200.00
				<b>TOTAL DUE</b>	<b>\$200.00</b>

Tel: (727) 709-4895

Janitorial Services, Pressure Cleaning, Gutter Cleaning, Hauling & General Maintenance

RD

Invoice # 198312



PO BOX 874  
Palm Harbor, FL 34682  
727-784-4965

Invoice 08/19/2024  
Date: Monday  
Bill-To: 103861

Location: 100796

Ameri-Tech Community Management  
Bob Kelly  
24701 US Highway 19 N  
Suite 102  
Clearwater, FL 33763-5008

Covered Bridge  
Covered Bridge Dr.  
Clearwater, FL 33756

Service Description	Quantity	Price
Commerical Lawn Spraying	1.00	\$487.00
<b>SUBTOTAL</b>		<b>\$487.00</b>
<b>TAX</b>		<b>\$0.00</b>
<b>AMT PAID</b>		<b>\$0.00</b>
<b>TOTAL</b>		<b>\$487.00</b>
<b>AMOUNT DUE</b>		<b>\$487.00</b>



INVOICE OVER 30 DAYS PAST DUE AS OF 10/3/24

Bill-To: Ameri-Tech Community Management  
Bob Kelly  
24701 US Highway 19 N  
Suite 102  
Clearwater, FL 33763-5008

103861  
PO Number:  
Terms: NET 30

08/19/2024  
Invoice #: 198312

PO BOX 874  
Palm Harbor, FL 34682  
727-784-4965

2116 Sunnydale Blvd Box #4  
 Clearwater, FL 33765  
 qlmshawn@gmail.com  
 Voicemail (727) 359-4661



# INVOICE

Invoice # 23726  
 Month/DOS 10/01/2024  
 Terms 14  
 Due Date 10/15/2024

<b>NAME</b> Covered Bridge POA, Inc. RKelly@ameritechmail.com Covered Bridge POA, Inc. Ameri-Tech 24701 US Highway 19 N. #102 Clearwater FL, 33763 Attn: Robert Kelly (727) 726-8000 Ext. 273	<b>MAIL TO :</b> Covered Bridge POA, Inc. Ameri-Tech 24701 US Highway 19 N. #102 Clearwater FL, 33763 Attn: Robert Kelly (727) 726-8000 Ext. 273	<b>REG/FULL SERVICE</b> <b>MONTHLY SERVICE</b>
-----------------------------------------------------------------------------------------------------------------------------------------------------------------------------------------------------------------------	--------------------------------------------------------------------------------------------------------------------------------------------------------------------	---------------------------------------------------

(Please include invoice number with payment)	1	\$3,250.00	\$3,250.00
----------------------------------------------	---	------------	------------

**A. ORNAMENTAL PLANT/ BED MAINTENANCE**

1. PRUNING - All ornamental tree (under 8 feet), shrubbery and ground cover, will be pruned as needed to maintain a neat appearance. Any branches of shade trees inhibiting passage on walkways or streets will be trimmed up to 8ft.
2. BED MAINTENANCE - All beds shall be maintained weed free throughout the season. Weeds that are under 1.5 inches will be chemically sprayed.
  - a. LITTER - All turf and bed areas will be policed for litter and trash prior to each visit.
  - b. MULCHING - Bed areas will be periodically raked to maintain a fresh appearance and remove foreign materials. Periodic inspections will be made to determine the need for additional mulch (Re-mulching Not part of our program and will be an additional charge. Recommend mulching once a year.
4. DEAD PLANTS/HEDGES - In instance of dead plants/flowers/hedges we will replace with new plants at the association expense (Note: any replacement of dead plants will not need pre-approval from association unless entire job exceeds \$250.00)
5. SIDEWALK NEEDS - All seams and cracks in sidewalks and curbs shall be kept weed free.

Additional add on is for maintaining pool area: Weed (spraying and pulling) control. Tree (Ligustrum) trimming and multiple robellinni palms pruned by gates.	1	\$250.00	\$250.00
------------------------------------------------------------------------------------------------------------------------------------------------------------------	---	----------	----------

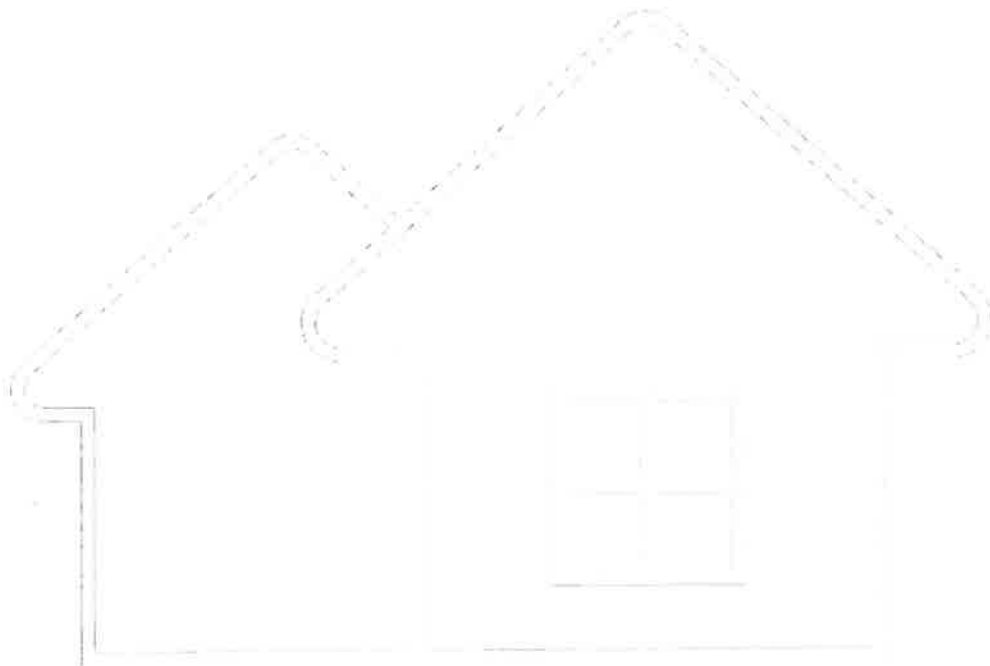
additional 5% fee added per contract agreement for 2024.	1	\$175.00	\$175.00
----------------------------------------------------------	---	----------	----------



Subtotal	\$3,675.00
TAX 0%	\$0.00
	\$0.00
Total	\$3,675.00
Paid	\$0.00

**Balance Due: \$3,675.00**

Quality Lawn & Property  
Maintenance, Inc.





2116 Sunnydale Blvd Box #4  
Clearwater, FL 33765  
qlmshawn@gmail.com  
Voicemail (727) 359-4661



# INVOICE

Invoice # 23728  
Month/DOS 10/03/2024  
Terms 0  
Due Date 10/03/2024

**NAME** Covered Bridge POA, Inc.  
RKelly@ameritechmail.com  
Covered Bridge POA, Inc.  
Ameri-Tech  
24701 US Highway 19 N. #102  
Clearwater FL, 33763  
Attn: Robert Kelly  
(727) 726-8000 Ext. 273

**MAIL TO :** Covered Bridge POA, Inc.  
Ameri-Tech  
24701 US Highway 19 N. #102  
Clearwater FL, 33763  
Attn: Robert Kelly  
(727) 726-8000 Ext. 273

**REG/FULL SERVICE**  
**MONTHLY SERVICE**

Hurricane cleanup including (1 1/2 days and 2 1/2 dump truck and dump trailer) swale cleaned up and branches removed. Removed branches and all debris from around all the buildings also including both entrances,  
  
Filled in multiple holes and reattached downspouts.

1 \$2,150.00 \$2,150.00

Subtotal \$2,150.00  
TAX 0% \$0.00  
Total \$2,150.00  
Paid \$0.00

**Balance Due: \$2,150.00**

Quality Lawn & Property  
Maintenance, Inc.

## Michelle Thompson

---

**From:** Brian Olson <brianolson17@gmail.com>  
**Sent:** Monday, October 14, 2024 5:16 PM  
**To:** Ruth Dorch; bpoppel3@hotmail.com; Robert Kelly  
**Subject:** Pool equip. reimbursement request  
**Attachments:** 20241014\_171310.jpg

Hi Ruth,  
Attached is a photo of my receipt and the damaged pool skimmer from Covered Bridge.  
Total is \$55.63

Thanks in advance,



Mark Sheets Irrigation LLC  
8442 Kumquat Ave  
Seminole, FL 33777 US  
MSIrrigationLLC@gmail.com  
<https://www.marksheetsirrigation.com>



## INVOICE

### BILL TO

Robert Kelly  
Covered Bridge  
3384 Covered Bridge Drive  
Dunedin, FL 34698

INVOICE # 5265

DATE 10/04/2024

DUE DATE 11/03/2024

TERMS Net 30

---

SERVICE	DESCRIPTION	QTY	RATE	AMOUNT
Inspection	Covered Bridge- September inspection	1	450.00	450.00
1' valve		1	57.00	57.00
6" Pop-up with Nozzle		1	27.00	27.00
Labor		1.50	90.00	135.00

---

BALANCE DUE

**\$669.00**



duke-energy.com  
877.372.8477

Your Energy Bill

**Service address** Bill date Oct 11, 2024  
COVERED BRIDGE TOWNHOMES POA For service Sep 13 - Oct 10  
000 COVERED BRIDGE DR E 28 days  
LITE DECO LIGHTS E & W

Account number **9100 8829 5787**

### Billing summary

Previous Amount Due	\$540.12
Payment Received Sep 23	-540.12
Current Lighting Charges	502.40
Taxes	37.72
<b>Total Amount Due Nov 01</b>	<b>\$540.12</b>




Thank you for your payment.

Learn how to lower your bill with an online or free on-site Business Energy Check. This no-cost analysis provides you with specific tips on how to save energy and qualify for valuable rebates for energy-savings measures. You may also qualify for a FREE Commercial Energy Savings Kit. Go to [duke-energy.com/FreeBizCheck](http://duke-energy.com/FreeBizCheck) or email [prescriptiveincentives@duke-energy.com](mailto:prescriptiveincentives@duke-energy.com).

To help us repair malfunctioning streetlights, quickly: 1. Visit [duke-energy.com/lightrepair](http://duke-energy.com/lightrepair) 2. Provide us with the light's location and your contact information. 3. Specific addresses, landmarks and directions work best.

### Your usage snapshot

#### Electric usage history




#### Average temperature in degrees

76° 69° 64° 62° 62° 70° 73° 81° 83° 84° 84° 83° 80°

	Current Month	Oct 2023	12-Month Usage	Avg Monthly Usage
Electric (kWh)	285	285	3,420	285
Avg. Daily (kWh)	10	10	9	

12-month usage based on most recent history



**Mail your payment at least 7 days before the due date** or pay instantly at [duke-energy.com/billing](http://duke-energy.com/billing). Late payments are subject to a \$5.00 or 1.5%, late charge, whichever is greater.

Please return this portion with your payment. Thank you for your business.



Duke Energy Return Mail  
PO Box 1090  
Charlotte, NC 28201-1090

Account number  
**9100 8829 5787**

**\$540.12**  
by Nov 1

After Nov 1, the amount due will increase to \$548.22.

\$ \_\_\_\_\_ \$ \_\_\_\_\_  
Add here, to help others with a contribution to Share the Light **Amount enclosed**

029692 000000934  
|||



COVERED BRIDGE TOWNHOMES POA  
AMERI-TECH COMMUNITY MANAGEMENT  
24701 US HIGHWAY 19 N STE 102  
CLEARWATER FL 33763-4086



Duke Energy Payment Processing  
PO Box 1094  
Charlotte, NC 28201-1094

8891008829578700066000000000000000005401200000540126



duke-energy.com  
877.372.8477

Account number **9100 8829 5787**

### Your usage snapshot - Continued


<b>Outdoor Lighting</b>		
<b>Billing period Sep 13 - Oct 10</b>		
Description	Quantity	Usage
54W MITCH LED PT CLR	15	285 kWh
<b>Total</b>	<b>15</b>	<b>285 kWh</b>

### Billing details - Lighting

<b>Billing Period - Sep 13 24 to Oct 10 24</b>	
Customer Charge	\$1.70
Energy Charge	
285.000 kWh @ 4.124c	11.75
Fuel Charge	
285.000 kWh @ 4.343c	12.38
Asset Securitization Charge	
285.000 kWh @ 0.061c	0.17
Fixture Charge	
54W MITCH LED PT CLR	273.60
Maintenance Charge	
54W MITCH LED PT CLR	20.85
Pole Charge	
16 DEC CNCRT W/DEC BS/WSHNGTN	
15 Pole(s) @ \$12.130	181.95
<b>Total Current Charges</b>	<b>\$502.40</b>

Your current rate is Lighting Service Company Owned/Maintained (LS-1).

For a complete listing of all Florida rates and riders, visit [duke-energy.com/rates](http://duke-energy.com/rates)



### Billing details - Taxes

State And Other Taxes	\$28.59
Regulatory Assessment Fee	0.44
Gross Receipts Tax	0.67
Municipal Franchise Fee	1.43
Municipal Utility Tax	1.83
County Optional Tax	4.76
<b>Total Taxes</b>	<b>\$37.72</b>



**AMERI-TECH REALTY, INC**  
**24701 US HIGHWAY 19 N - SUITE 102**  
**CLEARWATER, FL 33763**  
**(727) 726-8000**

TO: Covered Bridge

**ASSOCIATION NAME**

10/21/2024

**BILLING STATEMENT**

Robert K.

Date	Item	Charges	
	<b>APPLICATION FEE PER APPLICATION:</b>	<b>\$50.00</b>	
	<b>NAME ON APPLICATION:</b> Anthony Marino Jayne Marino		
	<b>TOTAL</b>		<b>\$50.00</b>

RD

# INVOICE

Tenant Check LLC

PO Box 10340

Tampa, FL 33679

Phone: 727-938-5532 / Fax: 727-942-6843

Invoice No.

204312

10/07/24

**BILLING ADDRESS:**

AMERITECH PROPERTY MGMT INC  
24701 US Hwy 19 N Ste 102  
CLEARWATER, FL 33763  
##/INV/##

**SHIPPED TO:**

----- SAME -----

*Robert K.*

CUSTOMER PO#: Covered Bridge

727-726-8000 (Cust# 2325)

ORDER DATE: / /

**ORIGINAL**

QUAN	CAT #	ITEM	PRICE @	TOTAL
1	CRIM & EVICT	Anthony Marino	15.00	15.00
1	CRIM & EVICT	Jayne Marino	15.00	15.00

SUBTOTAL: 30.00

SHIPPING: 0.00

TOTAL DUE: 30.00

AMOUNT PAID: 0.00

BALANCE DUE: 30.00

PAYMENT DUE

AMERITECH PROPERTY MGMT INC  
24701 US HWY 19 N STE 102  
CLEARWATER, FL 33763  
##/INV/##



RD



**Greenberg  
Nikoloff** P.A.

FLORIDA COMMUNITY  
ASSOCIATION LAWYERS

**Please Remit Payment to:**

Greenberg Nikoloff, P.A.  
1964 Bayshore Boulevard, Suite A  
Dunedin, Florida 34698  
(727) 738-1100  
Tax I.D. 59-3274526

Covered Bridge Townhomes Property Owners Association, Inc.  
c/o Ameri-Tech Community Management  
24701 US Highway 19 North  
Suite 102  
Clearwater, FL 33763

### Invoice

Invoice Number	17041
Invoice Date	10/01/2024
Amount Due	<b>\$849.41</b>

### Miscellaneous

#### Fees

Date	Subject	Staff	Hours	Total
09/05/2024	Review file in preparation for Zoom conference with Board/manager; attend Zoom conference with Board/manager to discuss pipe issue.	SMG	1.60	\$480.00
09/19/2024	Receipt and review of e-mails, photographs and text messages relating to damage being caused by drain owned by Highland Woods; research contact information for Highland Woods with State of Florida; preparation of letter to counsel for Highland Woods demanding repair and/or replacement of drain pipe and future maintenance of area to stop damage to property owned by Covered Bridge.	SMG	1.20	\$360.00
				<b>\$840.00</b>

#### Expenses

Date	Subject	Cost	Qty	Total
09/19/2024	Postage Expense	\$9.41	1.00	\$9.41
				<b>\$9.41</b>

<b>Subtotal</b>	<b>\$849.41</b>
<hr/>	
<b>Total</b>	<b>\$849.41</b>
<hr/>	
<b>Prior Balances</b>	<b>\$382.50</b>
<b>Payments Since Last Invoice</b>	<b>-\$382.50</b>
<hr/> <hr/>	
<b>Total Balance Due</b>	<b>\$849.41</b>

**Prior Balances**

<b>Date</b>	<b>Invoice Number</b>	<b>Due Date</b>	<b>Amount</b>	<b>Payments/Credits</b>	<b>Due</b>
07/01/2024	15494	07/31/2024	\$382.50	\$382.50	\$0.00
<b>Total</b>			\$382.50	\$382.50	\$0.00



**THINK UTILITY SERVICES**  
Intelligent Utility Solutions

Think Utility Services, Inc.  
4685 118th Avenue North  
Clearwater, FL 33762-4444

Corporate Office (888) 696-3837

TNK1017A 398 1 MB 0.622  
7000000399 00.0003.0161 398/1



COVERED BRIDGE TOWNHOMES  
AMERI-TECH COMMUNITY MANAGEMENT, INC.  
24701 US HIGHWAY 19 NORTH, SUITE 102  
CLEARWATER FL 33763-4086

Pay this amount <b>\$61.93</b>	before <b>11/11/2024</b>
Pay This amount <b>\$73.93</b>	after <b>11/11/2024</b>
Account #	3627468
Security Code	1-3627468-6NN7
Invoice #	132300752

Service Addr: Pool Dunedin, FL 34698

Service Period: 8/27/2024 - 9/30/2024 = 35 Days

Description	Read Dt 1	Reading	Read Dt 2	Reading	Multiplier	Usage
Sewer	8/26/2024	4199.00000	9/30/2024	4400.00000	10	2,010
Water	8/26/2024	4199.00000	9/30/2024	4400.00000	10	2,010

Please call (888) 696-3837 with questions.

Description	Amount
Backflow	\$1.43
Fireline	\$1.06
Water	\$17.91
Sewer	\$36.89
Billing Fee	\$4.64
Previous Balance	\$272.12
Other	(\$272.12)

Access your account online at [www.thinkutilityservices.com](http://www.thinkutilityservices.com). Hours Mon - Fri  
8:00AM to 5:00PM

**Total \$61.93**

Pay this amount <b>\$61.93</b>	before <b>11/11/2024</b>
Pay This amount <b>\$73.93</b>	after <b>11/11/2024</b>
Account #	3627468
Security Code	1-3627468-6NN7
Invoice #	132300752
Bill Date	10/17/2024

Covered Bridge Townhomes  
Pool  
Dunedin, FL 34698

Covered Bridge Townhomes  
Ameri-Tech Community Management, Inc.  
24701 US Highway 19 North, Suite 102  
Clearwater, FL 33763

AMOUNT ENCLOSED

Remit To: THINK UTILITY SERVICES, INC.  
4685 118TH AVENUE NORTH  
CLEARWATER FL 33762-4444



362746800006193000073935

RD

# INVOICE

Pristine Ponds Aquatic and  
Environmental Services  
6347 Sunhigh Drive  
New Port Richey, FL 34655

sam@ppaquatics.net  
+1 (727) 808-8546  
www.ppaquatics.net

Covered Bridge

**Bill to**

Ameri-Tech Community Management  
24701 US HWY19 North Suite 102  
Clearwater, FL 33763

**Ship to**

Ameri-Tech Community Management  
24701 US HWY19 North Suite 102  
Clearwater, FL 33763

**Invoice details**

Invoice no.: 12856  
Terms: Net 30  
Invoice date: 10/01/2024  
Due date: 10/31/2024

#	Date	Product or service	Description	Qty	Rate	Amount
1.	10/01/2024	Covered Bridge	Maintain planted aquatic area at the condominium entrance	1	\$150.00	\$150.00

**Total**

**\$150.00**

Completed 10/16/24



**AMERI-TECH REALTY, INC**  
**24701 US Highway 19 N, Suite 102, Clearwater, FL 33763**  
**Administrative Charge Back Billing Invoice**

Invoice #: \_\_\_\_\_  
 Association: Covered Bridge

Accountant: **RD**  
 Date: 10/24/2024

<i>Item Description</i>	<i># Units</i>	<i># Pages</i>	<i>do not delete column Total Pgs</i>	<i>Unit Cost</i>	<i>Item Charge</i>	<i>Total</i>
Black & White Copies				\$ 0.35		
Double Sided Copies				\$ 0.45		
DbI Sided/ Color Copies				\$ 0.60		
Color Copies				\$ 0.50		
Envelope #9				\$ 0.45		
Envelope #10				\$ 0.55		
Envelope 6 x 9 *****				\$ 0.65		
Envelope 9 x 12				\$ 0.85		
Envelope 10 x 13				\$ 1.15		
Labels				\$ 0.30		
Non-Compliance w/postage				\$ 4.00		
Certified Letters/Notices				\$ 20.00		
Correspondence letters w/postage				\$ 4.00		
Postage				\$ 0.73		
Postage				\$ 1.01		
Postage				\$ 2.31		
Non-USA Postage \$1.75 per oz.				\$ 1.85		
Non-USA Postage \$1.75 per oz.				\$ 2.98		
Non-USA Postage \$1.75 per oz.				\$ 4.12		
Non-USA Postage \$1.75 per oz.				\$ 1.85		
Confirmation of Intent w/postage	1	1	1	\$ 4.00	\$ 4.00	\$ 4.00
Attorney Communication						
YE Financial Request/4 pgs w/postage				\$ 4.00		
Emails Extra Charge - min 1/4 hr				\$ 125.00		
Clerical/Accounting/PM - min 1/4 hr				\$ 125.00		
Welcome Packets				\$ 15.00		
Meeting Prep Charges				See above rates for each item		
Contact information forms				\$ 4.00		
Special Assessment Pmt.				\$ 5.50		
					<b>Grand Total:</b>	<b>\$ 4.00</b>

**Type of Mailing**

**3305 Covered Bridge Dr W**

**Employee Submitting Invoice: Davis, Markus**

**Revised 07/14/24**

**AMERI-TECH REALTY, INC**  
**24701 US Highway 19 N, Suite 102, Clearwater, FL 33763**  
**Administrative Charge Back Billing Invoice**

Invoice #: \_\_\_\_\_  
 Association: Covered Bridge

Accountant: **RD**  
 Date: 10/22/2024

Item Description	# Units	# Pages	do not delete	Unit Cost	Item Charge	Total
			column			
			Total Pgs			
Black & White Copies	88	8	704	\$ 0.35	\$ 246.40	\$ 246.40
Double Sided Copies				\$ 0.45		
Dbl Sided/ Color Copies				\$ 0.60		
Color Copies				\$ 0.50		
Envelope #9	88	1	88	\$ 0.45	\$ 39.60	\$ 39.60
Envelope #10				\$ 0.55		
Envelope 6 x 9 *****	88	1	88	\$ 0.65	\$ 57.20	\$ 57.20
Envelope 9 x 12				\$ 0.85		
Envelope 10 x 13				\$ 1.15		
Labels	88	3	264	\$ 0.30	\$ 79.20	\$ 79.20
Non-Compliance w/postage				\$ 4.00		
Certified Letters/Notices				\$ 20.00		
Correspondence letters w/postage				\$ 4.00		
Postage	86	1	86	\$ 0.73	\$ 62.78	\$ 62.78
Postage				\$ 1.01		
Postage				\$ 2.31		
Non-USA Postage \$1.75 per oz.	1	1	1	\$ 1.85	\$ 1.85	\$ 1.85
Non-USA Postage \$1.75 per oz.	1	1	1	\$ 2.98	\$ 2.98	\$ 2.98
Non-USA Postage \$1.75 per oz.				\$ 4.12		
Non-USA Postage \$1.75 per oz.				\$ 1.85		
Confirmation of Intent w/postage				\$ 4.00		
Attorney Communication						
YE Financial Request/4 pgs w/postage				\$ 4.00		
Emails Extra Charge - min 1/4 hr				\$ 125.00		
Clerical/Accounting/PM - min 1/4 hr				\$ 125.00		
Welcome Packets				\$ 15.00		
Meeting Prep Charges				See above rates for each item		
Contact information forms				\$ 4.00		
Special Assessment Pmt.				\$ 5.50		
					<b>Grand Total:</b>	<b>\$ 490.01</b>

**Type of Mailing**

**Annual + Budget Notice**

**Employee Submitting Invoice: Davis, Markus**

**Revised 07/14/24**

AMERI-TECH REALTY, INC  
24701 US HIGHWAY 19 N - SUITE 102  
CLEARWATER, FL 33763  
(727) 726-8000

TO: Covered Bridge

**ASSOCIATION NAME**

10/29/2024

BILLING STATEMENT

Kim P. / Robert K.

Date	Item	Charges	
	APPLICATION FEE PER APPLICATION:	<b>\$50.00</b>	
	NAME ON APPLICATION: Jesus & Ashley Romo		
	<b>TOTAL</b>		<b>\$50.00</b>

R/D

# INVOICE

Tenant Check LLC

PO Box 10340  
Tampa, FL 33679

Phone: 727-938-5532 / Fax: 727-942-6843

*Kim Paulson*

Invoice No.  
204778  
10/28/24

**BILLING ADDRESS:**

AMERITECH PROPERTY MGMT INC  
24701 US Hwy 19 N Ste 102  
CLEARWATER, FL 33763  
##/INV/##

**SHIPPED TO:**

----- SAME -----

*Robert K*

CUSTOMER PO#: Covered Bridge TH  
ORDER DATE: / /

727-726-8000 (Cust# 2325)

**ORIGINAL**

QUAN	CAT #	ITEM	PRICE @	TOTAL
1	NATL MARRIED	Jesus & Ashley Romo	60.00	60.00

SUBTOTAL:	60.00
SHIPPING:	0.00
TOTAL DUE:	60.00
AMOUNT PAID:	0.00
BALANCE DUE:	60.00

PAYMENT DUE

AMERITECH PROPERTY MGMT INC  
24701 US HWY 19 N STE 102  
CLEARWATER, FL 33763  
##/INV/##





301 Douglas Road East • Oldsmar, FL 34677  
(727) 733-5580 • Fax (727) 789-5901

[www.AcomaRoofing.com](http://www.AcomaRoofing.com)

Attn: Bob Kelly  
acting as agent on behalf of:  
COVERED BRIDGE  
c/o Ameri-Tech Community Management  
24701 U.S. Hwy 19 North, Suite 102  
Clearwater, FL 33763  
(727) 726-8000 Ext 273

**Invoice Number:** 10152427

**Date:** 10/15/24

**Re: COVERED BRIDGE**  
3341 & 3345 Covered Bridge Drive West  
Dunedin, FL 34698

---

<b>Description:</b>	<b>Charge</b>
Installed tile underlayment on back of 2nd story section of units (including lower small back tile valley) from eave to ridge.	\$8,250.00

TWO YEAR GUARANTEE  
ON REPAIRED AREAS ONLY

**Total Due:** \$8,250.00



**Bank Account Reconciliation**  
Covered Bridge Townhomes Property Owners Association, Inc.  
Operating Morgan Stanley Account (End: 10/31/2024)

Date: 11/5/2024  
Time: 3:54 pm  
Page: 1

Date	Reconciled	Description	Batch # - Type	Check #	Trans. Amt
------	------------	-------------	----------------	---------	------------

**Operating Morgan Stanley Account Summary**

Ending Account Balance:	\$ 109,478.54
Uncleared Items:	\$-
Adjusted Balance:	\$ 109,478.54
Bank Ending Balance:	\$ 109,478.54
Difference:	\$-



**Bank Account Reconciliation**  
Covered Bridge Townhomes Property Owners Association, Inc.  
Reserves - Morgan Stanley Account (End: 10/31/2024)

Date: 11/5/2024  
Time: 3:54 pm  
Page: 2

Date	Reconciled	Description	Batch # - Type	Check #	Trans. Amt
------	------------	-------------	----------------	---------	------------

**Reserves - Morgan Stanley Account Summary**

Ending Account Balance:	\$ 1,368,040.54
Uncleared Items:	\$-
Adjusted Balance:	\$ 1,368,040.54
Bank Ending Balance:	\$ 1,368,040.54
Difference:	\$-



**Bank Account Reconciliation**  
 Covered Bridge Townhomes Property Owners Association, Inc.  
 South State Operating - 9238 (End: 10/31/2024)

Date: 11/5/2024  
 Time: 3:54 pm  
 Page: 3

Date	Reconciled	Description	Batch # - Type	Check #	Trans. Amt
<b>Uncleared Items</b>					
07/15/2024		Think Utility Services Inc.		12032	(\$192.11)
08/13/2024		Think Utility Services Inc.		12044	(\$334.67)
09/18/2024		Think Utility Services Inc.		12064	(\$272.12)
10/22/2024		Think Utility Services Inc.		12083	(\$61.93)
10/22/2024		Tenant Check LLC		12084	(\$30.00)
10/30/2024		Tenant Check LLC		12093	(\$60.00)
10/31/2024		Misc Scanned Deposit		1185	\$50.00
10/31/2024		Deposit from batch 198398	198398 - Online Payment	1187	\$378.00
			<b>Total Uncleared</b>		<b>(\$522.83)</b>

**South State Operating - 9238 Summary**

Ending Account Balance:	\$ 17,371.36
Uncleared Items:	(\$522.83)
Adjusted Balance:	\$ 17,894.19
Bank Ending Balance:	\$ 17,894.19
Difference:	\$-



**Bank Account Reconciliation**  
 Covered Bridge Townhomes Property Owners Association, Inc.  
 South State Reserve - 9241 (End: 10/31/2024)

Date: 11/5/2024  
 Time: 3:54 pm  
 Page: 4

Date	Reconciled	Description	Batch # - Type	Check #	Trans. Amt
Uncleared Items					
10/30/2024		ACOMA ROOFING		2004	(\$8,250.00)
			<b>Total Uncleared</b>		<b>(\$8,250.00)</b>

<u>South State Reserve - 9241 Summary</u>	
Ending Account Balance:	\$ 103,005.60
Uncleared Items:	(\$8,250.00)
	<hr/>
Adjusted Balance:	\$ 111,255.60
Bank Ending Balance:	<u>\$ 111,255.60</u>
Difference:	\$-



P.O. Box 9602 • Winter Haven, FL 33883  
 SouthStateBank.com • 800.277.2175




## Statement Ending 10/31/2024

COVERED BRIDGE TOWNHOMES

Page 1 of 4

Account Number: XXXXXXXXXXXXXXX9238

### Managing Your Accounts

-  Association Prime (877) 417-2265, option 2
-  Email Address APSupport@associationprime.com
-  Mailing Address P.O Box 9602  
Winter Haven, FL 33883

COVERED BRIDGE TOWNHOMES PROPERTY OWNERS  
 ASSOCIATION INC  
 OPERATING  
 C/O AMERI-TECH REALTY INC  
 24701 US HIGHWAY 19 N STE 102  
 CLEARWATER FL 33763-4086

### Summary of Accounts

Account Type	Account Number	Ending Balance
ASSOCIATION CHECKING	XXXXXXXXXXXXXXXX9238	\$17,894.19

### ASSOCIATION CHECKING - XXXXXXXXXXXXXXX9238

#### Account Summary

Date	Description	Amount
10/01/2024	Beginning Balance	\$11,820.30
	28 Credit(s) This Period	\$37,304.44
	24 Debit(s) This Period	\$31,230.55
10/31/2024	Ending Balance	\$17,894.19

#### Deposits

Date	Description	Amount
10/01/2024	CORP ICL/RDC DEPOSIT	\$3,766.00
10/02/2024	CORP ICL/RDC DEPOSIT	\$378.00
10/03/2024	CORP ICL/RDC DEPOSIT	\$378.00
10/03/2024	CORP ICL/RDC DEPOSIT	\$756.00
10/04/2024	CORP ICL/RDC DEPOSIT	\$378.00
10/04/2024	CORP ICL/RDC DEPOSIT	\$3,024.00
10/07/2024	CORP ICL/RDC DEPOSIT	\$378.00
10/09/2024	CORP ICL/RDC DEPOSIT	\$378.00
10/10/2024	CORP ICL/RDC DEPOSIT	\$378.00
10/15/2024	CORP ICL/RDC DEPOSIT	\$2,268.00
10/17/2024	CORP ICL/RDC DEPOSIT	\$4,934.44
10/18/2024	CORP ICL/RDC DEPOSIT	\$332.00
10/18/2024	CORP ICL/RDC DEPOSIT	\$756.00
10/22/2024	CORP ICL/RDC DEPOSIT	\$1,890.00
10/25/2024	CORP ICL/RDC DEPOSIT	\$150.00
10/25/2024	CORP ICL/RDC DEPOSIT	\$378.00
10/29/2024	CORP ICL/RDC DEPOSIT	\$756.00
10/30/2024	CORP ICL/RDC DEPOSIT	\$150.00
10/31/2024	CORP ICL/RDC DEPOSIT	\$1,512.00
19 item(s) totaling		\$22,940.44

#### Other Credits

Date	Description	Amount
10/02/2024	Covered Bridge T OnlinePay 195781	\$1,512.00
10/04/2024	Covered Bridge T ASSN DUES 455	\$9,072.00
10/07/2024	Covered Bridge T OnlinePay 196188	\$1,512.00

Member FDIC  
 NMLS# 403455



**ASSOCIATION CHECKING - XXXXXXXXXXXXXXX9238 (continued)**

**Other Credits (continued)**

Date	Description	Amount
10/08/2024	Covered Bridge T OnlinePay 196283	\$378.00
10/16/2024	Covered Bridge T OnlinePay 196522	\$378.00
10/18/2024	Covered Bridge T OnlinePay 196967	\$378.00
10/22/2024	Covered Bridge T OnlinePay 197207	\$378.00
10/23/2024	Covered Bridge T OnlinePay 197316	\$378.00
10/28/2024	NET SETLMT 5/3 BANKCARD SYS 5/3 BANKCARD NET SETLMT 4445063726483 REV	\$378.00
		9 item(s) totaling \$14,364.00

**Electronic Debits**

Date	Description	Amount
10/09/2024	ACH CHARGEBACK RETURN 9846	\$378.00
		1 item(s) totaling \$378.00

**Other Debits**

Date	Description	Amount
10/17/2024	CincXfer to 9241	\$16,728.17
		1 item(s) totaling \$16,728.17

**Checks Cleared**

Check Nbr	Date	Amount	Check Nbr	Date	Amount
12067	10/02/2024	\$170.00	12078	10/25/2024	\$5,825.00
12068	10/01/2024	\$2,090.00	12079	10/23/2024	\$669.00
12069	10/08/2024	\$43.95	12080	10/25/2024	\$540.12
12070	10/04/2024	\$461.00	12081	10/25/2024	\$849.41
12071	10/02/2024	\$405.00	12082	10/23/2024	\$50.00
12072	10/10/2024	\$274.34	12085*	10/31/2024	\$150.00
12073	10/09/2024	\$346.92	12086	10/31/2024	\$487.00
12074	10/21/2024	\$200.00	12087	10/28/2024	\$4.00
12075	10/18/2024	\$487.00	12088	10/28/2024	\$490.01
12076	10/24/2024	\$55.63	12089	10/31/2024	\$461.00
12077	10/17/2024	\$15.00	12091*	10/31/2024	\$50.00
					22 item(s) totaling \$14,124.38

\* Indicates skipped check number

**Daily Balances**

Date	Amount	Date	Amount	Date	Amount
10/01/2024	\$13,496.30	10/10/2024	\$29,939.09	10/23/2024	\$23,482.36
10/02/2024	\$14,811.30	10/15/2024	\$32,207.09	10/24/2024	\$23,426.73
10/03/2024	\$15,945.30	10/16/2024	\$32,585.09	10/25/2024	\$16,740.20
10/04/2024	\$27,958.30	10/17/2024	\$20,776.36	10/28/2024	\$16,624.19
10/07/2024	\$29,848.30	10/18/2024	\$21,755.36	10/29/2024	\$17,380.19
10/08/2024	\$30,182.35	10/21/2024	\$21,555.36	10/30/2024	\$17,530.19
10/09/2024	\$29,835.43	10/22/2024	\$23,823.36	10/31/2024	\$17,894.19

Covered Bridge Townhomes Property Owners Association, Inc. (2017) 24712 US Hwy 19, Suite 102 Clearwater, FL 33762		Check Number: 12067
Pay To: Two Hundred Seventy One And 00/100 Dollars	DATE: 10/22/24	AMOUNT: \$170.00
TO THE ORDER OF: Michael O. Hugg	www.southstate.com	

#12067 \$170.00

Covered Bridge Townhomes Property Owners Association, Inc. (2017) 24712 US Hwy 19, Suite 102 Clearwater, FL 33762		Check Number: 12068
Pay To: Two Thousand Nine Hundred Dollars	DATE: 10/22/24	AMOUNT: \$2,090.00
TO THE ORDER OF: Michael O. Hugg	www.southstate.com	

#12068 \$2,090.00

Covered Bridge Townhomes Property Owners Association, Inc. (2017) 24712 US Hwy 19, Suite 102 Clearwater, FL 33762		Check Number: 12069
Pay To: Forty Three And 00/100 Dollars	DATE: 10/22/24	AMOUNT: \$43.95
TO THE ORDER OF: Michael O. Hugg	www.southstate.com	

#12069 \$43.95

Covered Bridge Townhomes Property Owners Association, Inc. (2017) 24712 US Hwy 19, Suite 102 Clearwater, FL 33762		Check Number: 12070
Pay To: Four Hundred Sixty One Dollars	DATE: 10/22/24	AMOUNT: \$461.00
TO THE ORDER OF: Michael O. Hugg	www.southstate.com	

#12070 \$461.00

Covered Bridge Townhomes Property Owners Association, Inc. (2017) 24712 US Hwy 19, Suite 102 Clearwater, FL 33762		Check Number: 12071
Pay To: Four Hundred Dollars	DATE: 10/22/24	AMOUNT: \$405.00
TO THE ORDER OF: Michael O. Hugg	www.southstate.com	

#12071 \$405.00

Covered Bridge Townhomes Property Owners Association, Inc. (2017) 24712 US Hwy 19, Suite 102 Clearwater, FL 33762		Check Number: 12072
Pay To: Two Hundred Seventy Four And 00/100 Dollars	DATE: 10/22/24	AMOUNT: \$274.34
TO THE ORDER OF: Michael O. Hugg	www.southstate.com	

#12072 \$274.34

Covered Bridge Townhomes Property Owners Association, Inc. (2017) 24712 US Hwy 19, Suite 102 Clearwater, FL 33762		Check Number: 12073
Pay To: Three Hundred Twenty Six And 00/100 Dollars	DATE: 10/22/24	AMOUNT: \$346.92
TO THE ORDER OF: Michael O. Hugg	www.southstate.com	

#12073 \$346.92

Covered Bridge Townhomes Property Owners Association, Inc. (2017) 24712 US Hwy 19, Suite 102 Clearwater, FL 33762		Check Number: 12074
Pay To: Two Hundred Dollars	DATE: 10/22/24	AMOUNT: \$200.00
TO THE ORDER OF: Michael O. Hugg	www.southstate.com	

#12074 \$200.00

Covered Bridge Townhomes Property Owners Association, Inc. (2017) 24712 US Hwy 19, Suite 102 Clearwater, FL 33762		Check Number: 12075
Pay To: Four Hundred Eighty Seven Dollars	DATE: 10/22/24	AMOUNT: \$487.00
TO THE ORDER OF: Michael O. Hugg	www.southstate.com	

#12075 \$487.00

Covered Bridge Townhomes Property Owners Association, Inc. (2017) 24712 US Hwy 19, Suite 102 Clearwater, FL 33762		Check Number: 12076
Pay To: Fifty Five Dollars	DATE: 10/22/24	AMOUNT: \$55.63
TO THE ORDER OF: Michael O. Hugg	www.southstate.com	

#12076 \$55.63

Covered Bridge Townhomes Property Owners Association, Inc. (2017) 24712 US Hwy 19, Suite 102 Clearwater, FL 33762		Check Number: 12077
Pay To: Fifteen Dollars	DATE: 10/22/24	AMOUNT: \$15.00
TO THE ORDER OF: Michael O. Hugg	www.southstate.com	

#12077 \$15.00

Covered Bridge Townhomes Property Owners Association, Inc. (2017) 24712 US Hwy 19, Suite 102 Clearwater, FL 33762		Check Number: 12078
Pay To: Five Thousand Eight Hundred Twenty Five And 00/100 Dollars	DATE: 10/22/24	AMOUNT: \$5,825.00
TO THE ORDER OF: Michael O. Hugg	www.southstate.com	

#12078 \$5,825.00

Covered Bridge Townhomes Property Owners Association, Inc. (2017) 24712 US Hwy 19, Suite 102 Clearwater, FL 33762		Check Number: 12079
Pay To: Six Hundred Sixty Nine And 00/100 Dollars	DATE: 10/22/24	AMOUNT: \$669.00
TO THE ORDER OF: Michael O. Hugg	www.southstate.com	

#12079 \$669.00

Covered Bridge Townhomes Property Owners Association, Inc. (2017) 24712 US Hwy 19, Suite 102 Clearwater, FL 33762		Check Number: 12080
Pay To: Five Hundred Forty Four Dollars	DATE: 10/22/24	AMOUNT: \$540.12
TO THE ORDER OF: Michael O. Hugg	www.southstate.com	

#12080 \$540.12

Covered Bridge Townhomes Property Owners Association, Inc. (2017) 24712 US Hwy 19, Suite 102 Clearwater, FL 33762		Check Number: 12081
Pay To: Eight Hundred Forty Nine And 41/100 Dollars	DATE: 10/22/24	AMOUNT: \$849.41
TO THE ORDER OF: Michael O. Hugg	www.southstate.com	

#12081 \$849.41

Covered Bridge Townhomes Property Owners Association, Inc. (2017) 24712 US Hwy 19, Suite 102 Clearwater, FL 33762		Check Number: 12082
Pay To: Fifty Dollars	DATE: 10/22/24	AMOUNT: \$50.00
TO THE ORDER OF: Michael O. Hugg	www.southstate.com	

#12082 \$50.00

Covered Bridge Townhomes Property Owners Association, Inc. (2017) 24712 US Hwy 19, Suite 102 Clearwater, FL 33762		Check Number: 12085
Pay To: One Hundred Fifty Dollars	DATE: 10/22/24	AMOUNT: \$150.00
TO THE ORDER OF: Michael O. Hugg	www.southstate.com	

#12085 \$150.00

Covered Bridge Townhomes Property Owners Association, Inc. (2017) 24712 US Hwy 19, Suite 102 Clearwater, FL 33762		Check Number: 12086
Pay To: Four Hundred Eighty Dollars	DATE: 10/22/24	AMOUNT: \$487.00
TO THE ORDER OF: Michael O. Hugg	www.southstate.com	

#12086 \$487.00



Covered Bridge Townhomes Property Control System, Inc. (SAP)  
2425 US Hwy 18, Suite 102  
Clewiston, FL 33445

Check Number: 12087

Payee: FLY AND 10100 CITIES

DATE: 10/31/2024 AMOUNT: \$4.00

TO THE ORDER OF: American Realty, Inc.  
2425 US Hwy 18, Suite 102  
Clewiston, FL 33445

Signature: *Michael D. King*

#12087 \$4.00

Covered Bridge Townhomes Property Control System, Inc. (SAP)  
2425 US Hwy 18, Suite 102  
Clewiston, FL 33445

Check Number: 12088

Payee: Fly And 10100 Cities

DATE: 10/31/2024 AMOUNT: \$490.01

TO THE ORDER OF: American Realty, Inc.  
2425 US Hwy 18, Suite 102  
Clewiston, FL 33445

Signature: *Michael D. King*

#12088 \$490.01

Covered Bridge Townhomes Property Control System, Inc. (SAP)  
2425 US Hwy 18, Suite 102  
Clewiston, FL 33445

Check Number: 12089

Payee: Fly And 10100 Cities

DATE: 10/31/2024 AMOUNT: \$461.00

TO THE ORDER OF: American Realty, Inc.  
2425 US Hwy 18, Suite 102  
Clewiston, FL 33445

Signature: *Michael D. King*

#12089 \$461.00

Covered Bridge Townhomes Property Control System, Inc. (SAP)  
2425 US Hwy 18, Suite 102  
Clewiston, FL 33445

Check Number: 12091

Payee: Fly And 10100 Cities

DATE: 10/31/2024 AMOUNT: \$50.00

TO THE ORDER OF: American Realty, Inc.  
2425 US Hwy 18, Suite 102  
Clewiston, FL 33445

Signature: *Michael D. King*

#12091 \$50.00



This page left intentionally blank



P.O. Box 9602 • Winter Haven, FL 33883  
SouthStateBank.com • 800.277.2175

## Statement Ending 10/31/2024




COVERED BRIDGE TOWNHOMES

Page 1 of 2

Account Number: XXXXXXXXXXXXXXX9241

COVERED BRIDGE TOWNHOMES PROPERTY OWNERS  
ASSOCIATION INC  
RESERVE  
C/O AMERI-TECH REALTY INC  
24701 US HIGHWAY 19 N STE 102  
CLEARWATER FL 33763-4086

### Managing Your Accounts

-  Association Prime (877) 417-2265, option 2
-  Email Address APsupport@associationprime.com
-  Mailing Address P.O Box 9602  
Winter Haven, FL 33883

### Summary of Accounts

Account Type	Account Number	Ending Balance
ASSOCIATION MMA	XXXXXXXXXXXXXXXX9241	\$111,255.60

### ASSOCIATION MMA - XXXXXXXXXXXXXXX9241

#### Account Summary

Date	Description	Amount
10/01/2024	Beginning Balance	\$94,310.00
	2 Credit(s) This Period	\$16,945.60
	0 Debit(s) This Period	\$0.00
10/31/2024	Ending Balance	\$111,255.60

#### Interest Summary

Description	Amount
Interest Earned From 10/01/2024 Through 10/31/2024	
Annual Percentage Yield Earned	2.53%
Interest Days	31
Interest Earned	\$217.43
Interest Paid This Period	\$217.43
Interest Paid Year-to-Date	\$889.03
Minimum Balance	\$94,310.00
Average Available Balance	\$102,404.27

#### Other Credits

Date	Description	Amount
10/17/2024	CincXfer from 9238	\$16,728.17
10/31/2024	INTEREST	\$217.43
		2 item(s) totaling \$16,945.60

#### Daily Balances

Date	Amount	Date	Amount
10/17/2024	\$111,038.17	10/31/2024	\$111,255.60

Member FDIC  
NMLS# 403455



This page left intentionally blank



This page left intentionally blank

CLIENT STATEMENT | For the Period September 1-30, 2024

**STATEMENT PACKAGE FOR:**  
COVERED BRIDGE TOWNHOMES  
PROPERTY OWNERS ASSOC. INC

Morgan Stanley Smith Barney LLC. Member SIPC.

#BWNJGWM  
0002846 03 AB 0 588 03 TR 00020 MSDD251 10000  
COVERED BRIDGE TOWNHOMES  
PROPERTY OWNERS ASSOC. INC  
RESERVED ACCOUNT  
24701 US HWY 19N SUITE 102  
CLEARWATER FL 33763-4086



**Beginning Total Value** (as of 9/1/24)  
**Ending Total Value** (as of 9/30/24)

**\$1,468,400.08**  
**\$1,477,519.08**

*Includes Accrued Interest  
Excludes Bank Loan Balances (See detail on Overview page)*

**Your Financial Advisor Team**  
The RW Group

**Your Financial Advisors**

**Richard A White**  
Senior Vice President  
Richard.A.White@morganstanley.com  
518 427-5531

**Richard F White**  
Senior Vice President  
Richard1.White@morganstanley.com  
518 427-5555

**James Whalen III**  
Associate Vice President  
James.Whalen.III@morganstanley.com  
518 427-5556

**Your Branch**

80 STATE STREET, 12TH FL  
ALBANY, NY 12207  
Telephone: 518-463-4111; Alt. Phone: 800-541-0601; Fax: 518-463-1354

**Client Service Center** (24 Hours a Day; 7 Days a Week): 800-869-3326  
**Access Your Accounts Online:** [www.morganstanley.com/online](http://www.morganstanley.com/online)

INVESTMENTS AND INSURANCE PRODUCTS: NOT FDIC INSURED • NOT A BANK DEPOSIT •  
NOT INSURED BY ANY FEDERAL GOVERNMENT AGENCY • NOT BANK GUARANTEED •  
MAY LOSE VALUE • UNLESS SPECIFICALLY NOTED, ALL VALUES ARE DISPLAYED IN USD

9119



## Standard Disclosures

The following Disclosures are applicable to the enclosed statement(s). Expanded Disclosures are attached to your most recent June and December statement (or your first Statement if you have not received a statement for those months). The Expanded Disclosures are also available online or by contacting us by using the contact information on the statement cover page.

### Questions?

Questions regarding your account may be directed to us by using the contact information on the statement cover page.

### Errors and Inquiries

Be sure to review your statement promptly, and immediately address any concerns regarding entries that you do not understand or believe were made in error by contacting us by using the contact information on your statement cover page. Oral communications regarding any inaccuracy or discrepancy in this statement should be re-confirmed in writing to further protect your rights, including rights under the Securities Investor Protection Act (SIPA). Your statement will be deemed correct unless we receive a written inquiry of a suspected error. See your account documentation for special rules regarding your rights and responsibilities with respect to erroneous electronic fund transfers, including a description of the transfers covered. For concerns or complaints, contact us.

### Senior Investor Helpline

Senior Investor clients or those acting on their behalf have a convenient way to communicate with our Firm by calling us at (800) 280-4534 Monday-Friday 9am-7pm Eastern Time.

### Availability of Free Credit Balances and Financial Statements

Under the customer protection rules of the SEC [17 CFR §240.15c3-3], we may use funds comprising free credit balances carried for customer accounts here, provided that these funds are payable to customers on demand (i.e., are free of a lien or right of set-off in our favor or on behalf of some third party to whom you have given control). A financial statement of this organization is available for your personal inspection at its offices, or a copy will be mailed to you upon your written request.

### Listed Options

Information with respect to commissions and other charges related to the execution of options transactions has been included in confirmations of such transactions previously furnished to you and such information will be made available to you promptly at your request. Promptly advise us of any material change in your investment objectives or financial situation.

**Important Information if You are a Margin Customer** (not available for certain retirement accounts)

if you have margin privileges, you may borrow money from us in

exchange for pledging assets in your accounts as collateral for any outstanding margin loan. The amount you may borrow is based on the value of the eligible securities in your margin accounts. If a security has eligible shares, the number of shares pledged as collateral will be indicated below the position.

### Margin Interest Charges

We calculate interest charges on margin loans as follows: (1) multiply the applicable margin interest rate by the daily close of business net settled debit balance, and (2) divide by 360 (days). Margin interest accrues daily throughout the month and is added to your debit balance at month-end. The month-end interest charge is the sum of the daily accrued interest calculations for the month. We add the accrued interest to your debit balance and start a new calculation each time the applicable interest rate changes and at the close of every statement month. For interest rate information, log into your account online and select your account with a Margin agreement to view more information. **Information Regarding Special Memorandum Account** if you have a Margin Account, this is a combined statement of your Margin Account and Special Memorandum Account maintained for you under Section 220.5 of Regulation T issued by the Board of Governors of the Federal Reserve System. The permanent record of the Special Memorandum Account as required by Regulation T is available for your inspection at your request.

### Important Information About Auction Rate Securities

For certain Auction Rate Securities there is no or limited liquidity. Therefore, the price(s) for these Auction Rate Securities are indicated by N/A (not available). There can be no assurance that a successful auction will occur or that a secondary market exists or will develop for a particular security.

### Structured Investments Risks and Considerations

Structured Investments (Structured Products) are complex products and may be subject to special risks. Investors should consider the concentration risk of owning the related security and their total exposure to any underlying asset. Structured Investments, which may appear in various statement product categories and are identified on the Position Description Details line as "Asset Class: Struct Inv," may not perform in a manner consistent with the statement product category where they appear and therefore may not satisfy portfolio asset allocation needs for that category. For information on the risks and conflicts of interest related to Structured Investments generally, log in to Morgan Stanley Online and go to

[www.morganstanley.com/structuredproductsrisksandconflicts](http://www.morganstanley.com/structuredproductsrisksandconflicts).

### Security Measures

This statement features several embedded security elements to safeguard its authenticity. One is a unique blue security rectangle,

printed in heat-sensitive ink on the back of every page. When exposed to warmth, the color will disappear, and then reappear.

### SIPC Protection

We are a member of Securities Investor Protection Corporation (SIPC), which protects securities of its customers up to \$500,000 (including \$250,000 for claims for cash). An explanatory brochure is available upon request or at [www.sipc.org](http://www.sipc.org). Losses due to market fluctuation are not protected by SIPC and assets not held with us may not be covered by SIPC protection. To obtain information about SIPC, including an explanatory SIPC brochure, contact SIPC at 1-202-371-8300 or visit [www.sipc.org](http://www.sipc.org).

### Transaction Dates and Conditions

Upon written request, we will furnish the date and time of a transaction and the name of the other party to a transaction. We and/or our affiliates may accept benefits that constitute payment for order flow. Details regarding these benefits and the source and amount of any other remuneration received or to be received by us in connection with any transaction will be furnished upon written request.

### Equity Research Ratings Definitions and Global Investment Manager Analysis Status

Some equity securities may have research ratings from Morgan Stanley & Co. LLC or Morningstar, Inc. Research ratings are the research providers' opinions and not representations or guarantees of performance. For more information about each research provider's rating system, see the Research Ratings on your most recent June or December statement (or your first statement if you have not received a statement for those months), go online or refer to the research provider's research report. Research reports contain more complete information concerning the analyst's views and you should read the entire research report and not infer its contents from the rating alone. If your account contains an advisory component or is an advisory account, a GIMA status will apply.

### Credit Ratings from Moody's Investors Service and Standard & Poor's

The credit rating from Moody's Investors Service and Standard & Poor's may be shown for certain securities. All credit ratings represent the opinions of the provider and are not representations or guarantees of performance. Please contact us if you need further information or assistance in interpreting these credit ratings.

Revised 11/2022

Consolidated Summary

OVERVIEW OF YOUR ACCOUNTS (includes accrued interest)

Although only whole dollar amounts are displayed below, both dollars and cents are used to calculate all totals. Manually summing the individual line items may not equal the actual total displayed. Refer to Account Statements for details. Excludes Bank Loan Balances (including Liquidity Access Lines, Tailored Lending Loans and Mortgage Balances).

Account Number	Beginning Value (9/1/24)	Funds Credited/(Debit)	Security/Currency Transfers Rcvd/(Divd)	Change in Value	Ending Value (9/30/24)	Income/Dist This Period/YTD	YTD Realized Gain/(Loss) (Total ST/LT)	Unrealized Gain/(Loss) (Total ST/LT)	Page
<b>TOTAL FOR ALL ACCOUNTS</b>	<b>\$1,468,400</b>	—	—	<b>\$9,119</b>	<b>\$1,477,519</b>	<b>\$2,237</b>	—	<b>\$9,206</b>	
<b>Business Accounts</b>									
COVERED BRIDGE TOWNHOMES PROPERTY OWNERS ASSOC. INC	1,290,152	—	—	8,480	1,298,633	1,507	—	9,206	7
						39,190	—	—	
COVERED BRIDGE TOWNHOMES PROPERTY ASSOC INC	178,247	—	—	638	178,885	729	—	—	15
						6,682	—	—	
<b>Total Business Accounts</b>	<b>\$1,468,400</b>	—	—	<b>\$9,119</b>	<b>\$1,477,519</b>	<b>\$2,237</b>	—	<b>\$9,206</b>	
						<b>\$45,872</b>	—	—	

This summary may include assets held in either brokerage and/or advisory accounts. Visit <https://www.morganstanley.com/wealth-relationshipwithms/pdfs/understandingyourrelationship.pdf> to understand the differences between brokerage and advisory accounts. Refer to individual Account Gain/(Loss) Summary and Expanded Disclosures for additional information. Accounts with no balances, holdings or activity year-to-date are not displayed on this page.

## Consolidated Summary

### CHANGE IN VALUE OF YOUR ACCOUNTS (includes accrued interest)

	This Period (9/1/24-9/30/24)	This Year (1/1/24-9/30/24)
<b>TOTAL BEGINNING VALUE</b>	<b>\$1,468,400.08</b>	<b>\$1,181,845.68</b>
Credits	—	232,932.95
Debits	—	—
Security Transfers	—	—
<b>Net Credits/Debits/Transfers</b>	<b>—</b>	<b>\$232,932.95</b>
<b>Change in Value</b>	<b>9,119.00</b>	<b>62,740.45</b>
<b>TOTAL ENDING VALUE</b>	<b>\$1,477,519.08</b>	<b>\$1,477,519.08</b>

Net Credits / Debits include investment advisory fees as applicable. See Activity section for details.

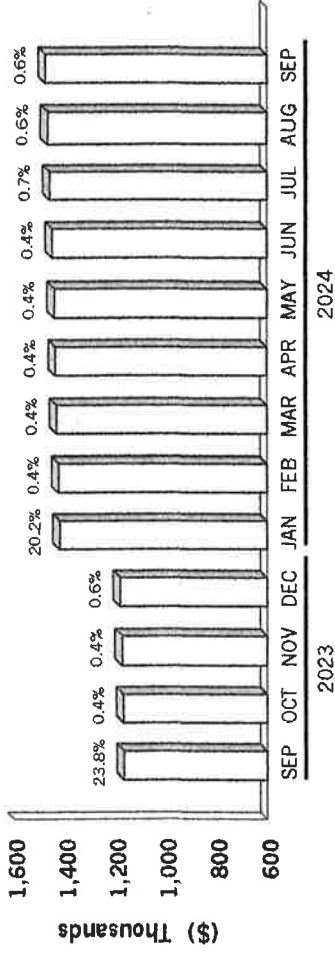
### ASSET ALLOCATION (includes accrued interest)

	Market Value	Percentage
Cash	\$305,161.02	20.65
Fixed Income & Preferreds	1,172,358.06	79.35
<b>TOTAL VALUE</b>	<b>\$1,477,519.08</b>	<b>100.00%</b>

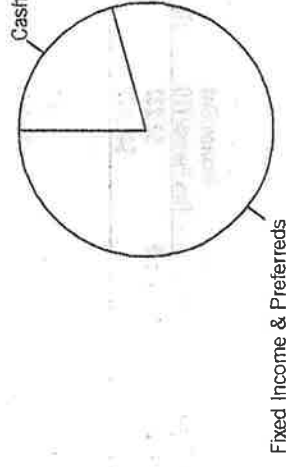
FDIC rules apply and Bank Deposits are eligible for FDIC insurance but are not covered by SIPC. Cash and securities (including MMFs) are eligible for SIPC coverage. See Expanded Disclosures. Values may include assets externally held, as a courtesy, and may not be covered by SIPC. Foreign Exchange (FX) is neither FDIC nor SIPC insured. For additional information, refer to the corresponding section of this statement.

### MARKET VALUE OVER TIME

The below chart displays the most recent thirteen months of Market Value.



The percentages above represent the change in dollar value from the prior period. They do not represent account investment performance, as they do not consider the impact of contributions and withdrawals, nor other factors that may have affected performance calculations. No percentage will be displayed when the previous month reflected no value.



This asset allocation represents holdings on a trade date basis, and projected settled Cash/BDP and MMF balances. These classifications do not constitute a recommendation and may differ from the classification of instruments for regulatory or tax purposes.

Consolidated Summary

BALANCE SHEET (\* includes accrued interest)

	Last Period (as of 8/31/24)	This Period (as of 9/30/24)
Cash, BDP, MMFs	\$11,750.89	\$213,632.65
Savings and Time Deposits	91,172.58	91,528.37
Certificates of Deposit ^	1,365,476.61	1,172,358.06
<b>Total Assets</b>	<b>\$1,468,400.08</b>	<b>\$1,477,519.08</b>
<b>Total Liabilities (outstanding balance)</b>	<b>—</b>	<b>—</b>
<b>TOTAL VALUE</b>	<b>\$1,468,400.08</b>	<b>\$1,477,519.08</b>

*Total Liabilities excludes Bank Loan Balances (including Liquidity Access Lines, Tailored Lending Loans and Mortgage Balances).*

CASH FLOW

	This Period (9/1/24-9/30/24)	This Year (1/1/24-9/30/24)
<b>OPENING CASH, BDP, MMFs</b>	<b>\$11,750.89</b>	<b>\$2,249.41</b>
Purchases	(355.79)	(938,006.91)
Sales and Redemptions	200,000.00	870,584.29
Income and Distributions	2,237.55	45,872.91
<b>Total Investment Related Activity</b>	<b>\$201,881.76</b>	<b>\$(21,549.71)</b>
Electronic Transfers-Credits	—	232,932.95
<b>Total Cash Related Activity</b>	<b>—</b>	<b>\$232,932.95</b>
Total Card/Check Activity	—	—
<b>CLOSING CASH, BDP, MMFs</b>	<b>\$213,632.65</b>	<b>\$213,632.65</b>

CONSOLIDATED SUMMARY

PERSONAL ACCOUNTS    RETIREMENT ACCOUNTS    EDUCATION ACCOUNTS    TRUST ACCOUNTS    BUSINESS ACCOUNTS

This page intentionally left blank

Active Assets Account  
594-063937-157

COVERED BRIDGE TOWNHOMES  
PROPERTY OWNERS ASSOC. INC

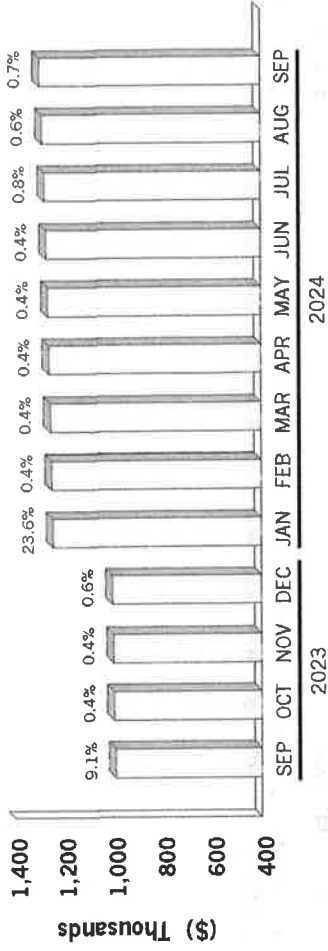
## Account Summary

### CHANGE IN VALUE OF YOUR ACCOUNT (includes accrued interest)

	This Period (9/1/24-9/30/24)	This Year (1/1/24-9/30/24)
<b>TOTAL BEGINNING VALUE</b>	<b>\$1,290,152.65</b>	<b>\$1,009,335.67</b>
Credits	—	232,932.95
Debits	—	—
Security Transfers	—	—
<b>Net Credits/Debits/Transfers</b>	<b>—</b>	<b>\$232,932.95</b>
<b>Change in Value</b>	<b>8,480.49</b>	<b>56,364.52</b>
<b>TOTAL ENDING VALUE</b>	<b>\$1,298,633.14</b>	<b>\$1,298,633.14</b>

### MARKET VALUE OVER TIME

The below chart displays the most recent thirteen months of Market Value.

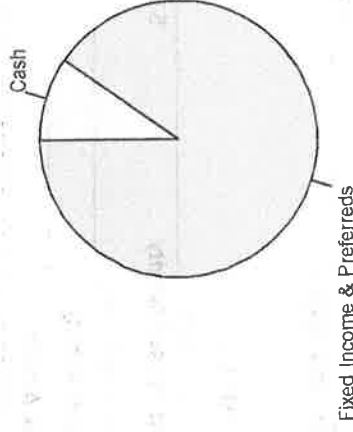


The percentages above represent the change in dollar value from the prior period. They do not represent account investment performance, as they do not consider the impact of contributions and withdrawals, nor other factors that may have affected performance calculations. No percentage will be displayed when the previous month reflected no value.

### ASSET ALLOCATION (includes accrued interest)

	Market Value	Percentage
Cash	\$126,275.08	9.72
Fixed Income & P Preferreds	1,172,358.06	90.28
<b>TOTAL VALUE</b>	<b>\$1,298,633.14</b>	<b>100.00%</b>

FDIC rules apply and Bank Deposits are eligible for FDIC insurance but are not covered by SIPC. Cash and securities (including MMFs) are eligible for SIPC coverage. See Expanded Disclosures. Values may include assets externally held, as a courtesy, and may not be covered by SIPC. Foreign Exchange (FX) is neither FDIC nor SIPC insured. For additional information, refer to the corresponding section of this statement.



This asset allocation represents holdings on a trade date basis, and projected settled Cash/BDP and MMF balances. These classifications do not constitute a recommendation and may differ from the classification of instruments for regulatory or tax purposes.

BUSINESS ACCOUNTS

TRUST ACCOUNTS

EDUCATION ACCOUNTS

RETIREMENT ACCOUNTS

PERSONAL ACCOUNTS

CONSOLIDATED SUMMARY

Active Assets Account 594-063937-157 COVERED BRIDGE TOWNHOMES PROPERTY OWNERS ASSOC. INC

## Account Summary

### BALANCE SHEET <sup>(^ includes accrued interest)</sup>

	Last Period (as of 8/31/24)	This Period (as of 9/30/24)
Cash, BDP, MMFs	\$6,794.25	\$108,231.99
Savings and Time Deposits	17,972.95	18,043.09
Certificates of Deposit ^	1,265,385.45	1,172,358.06
<b>Total Assets</b>	<b>\$1,290,152.65</b>	<b>\$1,298,633.14</b>
<b>Total Liabilities (outstanding balance)</b>	<b>—</b>	<b>—</b>
<b>TOTAL VALUE</b>	<b>\$1,290,152.65</b>	<b>\$1,298,633.14</b>

### INCOME AND DISTRIBUTION SUMMARY

	This Period (9/1/24-9/30/24)	This Year (1/1/24-9/30/24)
Interest	\$1,507.88	\$39,190.52
<b>Income And Distributions</b>	<b>\$1,507.88</b>	<b>\$39,190.52</b>
<b>Tax-Exempt Income</b>	<b>—</b>	<b>—</b>
<b>TOTAL INCOME AND DISTRIBUTIONS</b>	<b>\$1,507.88</b>	<b>\$39,190.52</b>

Taxable and tax exempt income classifications are based on the characteristics of the underlying securities and not the taxable status of the account.

### CASH FLOW

	This Period (9/1/24-9/30/24)	This Year (1/1/24-9/30/24)
<b>OPENING CASH, BDP, MMFs</b>	<b>\$6,794.25</b>	<b>\$902.84</b>
Purchases	(70.14)	(935,378.61)
Sales and Redemptions	100,000.00	770,584.29
Income and Distributions	1,507.88	39,190.52
<b>Total Investment Related Activity</b>	<b>\$101,437.74</b>	<b>\$(125,603.80)</b>
Electronic Transfers-Credits	—	232,932.95
<b>Total Cash Related Activity</b>	<b>—</b>	<b>\$232,932.95</b>
<b>Total Card/Check Activity</b>	<b>—</b>	<b>—</b>
<b>CLOSING CASH, BDP, MMFs</b>	<b>\$108,231.99</b>	<b>\$108,231.99</b>

### GAIN/(LOSS) SUMMARY

	Realized This Period (9/1/24-9/30/24)	Realized This Year (1/1/24-9/30/24)	Unrealized Inception to Date (as of 9/30/24)
Short-Term Gain	—	—	\$9,206.73

This Summary is for informational purposes only and should not be used for tax preparation. Refer to the Expanded Disclosures or go to [www.morganstanley.com/wealth/disclosures/disclosures.asp](http://www.morganstanley.com/wealth/disclosures/disclosures.asp).

Account Detail

Active Assets Account  
594-063937-157

COVERED BRIDGE TOWNHOMES  
PROPERTY OWNERS ASSOC. INC

**Investment Objectives (in order of priority):** Income, Capital Appreciation, Aggressive Income, Speculation  
Inform us if your investment objectives, as defined in the Expanded Disclosures, change.

Brokerage Account

HOLDINGS

This section reflects positions purchased/sold on a trade date basis. "Market Value" and "Unrealized Gain/(Loss)" may not reflect the value that could be obtained in the market. Your actual investment return may differ from the unrealized gain/(loss) displayed. Fixed income securities are sorted by maturity or pre-refunding date, and alphabetically within date. Estimated Annual Income a) is calculated on a pre-tax basis, b) does not include any reduction for applicable non-US withholding taxes, c) may include return of principal or capital gains which could overstate such estimates, and d) for holdings that have a defined maturity date within the next 12 months, is reflected only through maturity date. Actual income or yield may be lower or higher than the estimates. Current Yield is an estimate for informational purposes only. It reflects the income generated by an investment, and is calculated by dividing the total estimated annual income by the current market value of the entire position. It does not reflect changes in its price. Structured Investments, identified on the Position Description Details line as "Asset Class: Struct Inv," may appear in various statement product categories. When displayed, the accrued interest, annual income and current yield for those with a contingent income feature (e.g., Range Accrual Notes or Contingent Income Notes) are estimates and assume specified accrual conditions are met during the relevant period and payment in full of all contingent interest. For Floating Rate Securities, the accrued interest, annual income and current yield are estimates based on the current floating coupon rate and may not reflect historic rates within the accrual period. For more information on how we price securities, go to [www.morganstanley.com/wealth/disclosures/disclosures.asp](http://www.morganstanley.com/wealth/disclosures/disclosures.asp).

CASH, BANK DEPOSIT PROGRAM AND MONEY MARKET FUNDS

Cash, Bank Deposit Program, and Money Market Funds are generally displayed on a settlement date basis. You have the right to instruct us to liquidate your bank deposit balance(s) or shares of any money market fund balance(s) at any time and have the proceeds of such liquidation remitted to you. Estimated Annual Income, Accrued Interest, and APY% will only be displayed for fully settled positions. Under the Bank Deposit Program, free credit balances held in an account(s) at Morgan Stanley Smith Barney LLC are automatically deposited into an interest-bearing deposit account(s), at Morgan Stanley Bank, N.A. and/or Morgan Stanley Private Bank, National Association, each a national bank, FDIC member and an affiliate of Morgan Stanley. Under certain circumstances, deposits may be held at other FDIC insured Program Banks. For more information regarding the Bank Deposit Program and the Program Banks, go to [https://www.morganstanley.com/content/dam/msdotcom/en/wealth-disclosures/pdfs/BDP\\_disclosure.pdf](https://www.morganstanley.com/content/dam/msdotcom/en/wealth-disclosures/pdfs/BDP_disclosure.pdf)

Description	Market Value	Current Yield %	7-Day Current Yield %	Est Ann Income	APY %
MORGAN STANLEY BANK N.A.	\$70,400.05	—	—	\$7.04	0.010
MORGAN STANLEY PRIVATE BANK NA	37,831.94	—	—	3.78	0.010
<b>BANK DEPOSITS</b>	<b>\$108,231.99</b>			<b>\$10.82</b>	

Percentage of Holdings  
8.33%

Market Value  
\$108,231.99  
Est Ann Income  
\$10.82



Active Assets Account  
594-063937-157

COVERED BRIDGE TOWNHOMES  
PROPERTY OWNERS ASSOC. INC

## Account Detail

### SAVINGS AND TIME DEPOSITS

USD Savings and Foreign Currency Deposits are eligible for FDIC insurance up to applicable USD equivalent limits. Deposits are not SIPC insured. For more information about FDIC insurance, visit [www.fdic.gov](http://www.fdic.gov). Deposit and Withdrawal activity for Savings and Time Deposits holdings will appear in the CASH FLOW ACTIVITY BY DATE or in the PURCHASES, DIVIDENDS REINVESTMENTS, and SALES AND REDEMPTIONS section of the statement.

### USD SAVINGS AND TIME DEPOSITS

Estimated Annual Income, Accrued Interest, and APY% will only be displayed for fully settled positions. Excessive withdrawals from Savings Deposit accounts that are in excess of applicable limits within a given month are subject to fees. All Savings Deposits are held at Morgan Stanley Bank, N.A. and/or Morgan Stanley Private Bank, National Association, both FDIC members and affiliates of Morgan Stanley Smith Barney LLC.

### USD SAVINGS DEPOSITS

Description	Value	Est Ann Income	APY %
MSPBNA PREFERRED SAVINGS- QC Asset Class: Cash	\$18,043.09	\$811.94	4.50

Percentage of Holdings  
1.39%

Description	Value	Est Ann Income	Accrued Interest
SAVINGS AND TIME DEPOSITS	\$18,043.09	\$811.94	

### CERTIFICATES OF DEPOSIT

Security Description	Trade Date	Face Value	Orig Unit Cost	Adj Unit Cost	Unit Price	Orig Total Cost	Adj Total Cost	Market Value	Unrealized Gain/(Loss)	Est Ann Income	Accrued Interest	Current Yield %
SAFRA NATIONAL NEW YORK NY CD Coupon Rate 5.300%; Matures 11/29/2024; CUSIP 78658RNA5 Interest Paid at Maturity; Yield to Maturity 4.955%; Issued 11/30/23; Maturity Value = \$210,000.00; Asset Class: FI & Pref	11/24/23	210,000.00	\$100.000	\$100.000	\$100.056	\$210,000.00	\$210,000.00	\$210,118.02	\$118.02 ST	\$11,130.00	\$9,275.00	5.30
JPMORGAN CHASE BK N A FID Coupon Rate 5.100%; Matures 01/16/2025; CUSIP 46656MA68 Interest Paid at Maturity; Callable \$100.00 on 10/17/24; Issued 01/17/24; Maturity Value = \$250,000.00; Asset Class: FI & Pref	1/12/24	250,000.00	100.000	100.000	101.550	250,000.00	250,000.00	253,875.00	3,875.00 ST	12,750.00	8,952.87	5.02
FLAGSTAR BK NATL HICKSVILLE NY CD Coupon Rate 5.150%; Matures 05/28/2025; CUSIP 33847GEE8 Interest Paid Semi-Annually Feb/Aug; Yield to Maturity 4.401%; Issued 02/28/24; Maturity Value = \$208,000.00; Asset Class: FI & Pref	2/20/24	208,000.00	100.000	100.000	100.487	208,000.00	208,000.00	209,012.96	1,012.96 ST	5,356.00	960.59	2.56
WELLS FARGO BK N SIOUX FALLS SD CD Coupon Rate 5.200%; Matures 11/28/2025; CUSIP 949764PB4 Interest Paid Monthly; Yield to Maturity 3.900%; Issued 05/29/24; Maturity Value = \$225,000.00; Asset Class: FI & Pref	5/21/24	225,000.00	100.000	100.000	101.457	225,000.00	225,000.00	228,278.25	3,278.25 ST	11,700.00	32.50	5.13
BANK HAPAOALIM B M NEW YORK CITY NY CD Coupon Rate 4.150%; Matures 03/02/2026; CUSIP 06251FAN5 Interest Paid Semi-Annually; Yield to Maturity 3.879%; Issued 08/28/24; Maturity Value = \$250,000.00; Asset Class: FI & Pref	8/23/24	250,000.00	100.000	100.000	100.369	250,000.00	250,000.00	250,922.50	922.50 ST	10,375.00	930.37	4.13

Active Assets Account  
594-063937-157

COVERED BRIDGE TOWNHOMES  
PROPERTY OWNERS ASSOC. INC

Account Detail

CERTIFICATES OF DEPOSIT	Percentage of Holdings	Face Value	Orig Total Cost		Market Value	Unrealized Gain/(Loss)	Est Ann Income	Current Yield %
			Adj Total Cost	Accrued Interest				
		1,143,000.00	\$1,143,000.00	\$51,311.00	\$1,152,206.73	\$9,206.73 ST	\$51,311.00	4.45%
	90.28%		\$1,143,000.00	\$20,151.33	\$1,172,358.06		\$20,151.33	
<b>TOTAL CERTIFICATES OF DEPOSIT</b> (includes accrued interest)			<b>Total Cost</b>	<b>Accrued Interest</b>	<b>Market Value</b>	<b>Unrealized Gain/(Loss)</b>	<b>Est Ann Income</b>	<b>Current Yield %</b>
			\$1,143,000.00	\$20,151.33	\$1,278,481.81	\$9,206.73 ST	\$52,133.76	4.02%
<b>TOTAL VALUE</b> (includes accrued interest)					\$1,298,633.14		\$20,151.33	

Unrealized Gain/(Loss) totals only reflect positions that have both cost basis and market value information available. Cash, MMF, Deposits and positions stating 'Please Provide' or 'Pending Corporate Actions' are not included.

ALLOCATION OF ASSETS (\*includes accrued interest)

Activity	Settlement Date	Activity Type	Description	Comments	Quantity	Price	Credits/(Debits)
Cash, BDP, MMF's		Cash					
Savings and Time Deposits		Equities					
Certificates of Deposit ^		Fixed Income & Preferred Securities					
		Equities					
		Alternatives					
		Structured Investments					
		Other					
<b>TOTAL ALLOCATION OF ASSETS ^</b>							

ACTIVITY

CASH FLOW ACTIVITY BY DATE

Activity	Settlement Date	Activity Type	Description	Comments	Quantity	Price	Credits/(Debits)
Interest Income	9/26	Interest Income	comenity bank DRAPER UT CD	5.400% DUE2024-09-26 [20033A4W3]			\$443.84
Redemption	9/26	Redemption	comenity bank DRAPER UT CD	5.400% DUE2024-09-26 [20033A4W3]	100,000.000	100.0000	100,000.00
Interest Income	9/30	Interest Income	WELLS FARGO BK N SIOUX FALLS SD	REDEMPTION OF MATURED BOND			993.70
Interest Income	9/30	Interest Income	MSPBNA PREFERRED SAVINGS- QC	(Period 09/01-09/30)			70.14
				CUSIP: 99YA78GU6			

Active Assets Account  
594-063937-157  
COVERED BRIDGE TOWNHOMES  
PROPERTY OWNERS ASSOC. INC

## Account Detail

### CASH FLOW ACTIVITY BY DATE (CONTINUED)

Activity Date	Settlement Date	Activity Type	Description	Comments	Quantity	Price	Credits/(Debits)
9/30		Interest Income	MORGAN STANLEY BANK N.A.	(Period 09/01-09/30)			0.16
9/30		Interest Income	MORGAN STANLEY PRIVATE BANK NA	(Period 09/01-09/30)			0.04
9/30	9/30	Auto Bank Product Deposit	MSPBNA PREFERRED SAVINGS- GC				(70.14)
<b>NET CREDITS/(DEBITS)</b>							<b>\$101,437.74</b>

### MONEY MARKET FUND (MMF) AND BANK DEPOSIT PROGRAM ACTIVITY

Activity Date	Activity Type	Description	Credits/(Debits)
9/26	Automatic Investment	BANK DEPOSIT PROGRAM	\$100,443.84
9/30	Automatic Investment	BANK DEPOSIT PROGRAM	993.70
9/30	Automatic Investment	BANK DEPOSIT PROGRAM	0.16
9/30	Automatic Investment	BANK DEPOSIT PROGRAM	0.04
<b>NET ACTIVITY FOR PERIOD</b>			<b>\$101,437.74</b>

### REALIZED GAIN/(LOSS) DETAIL

#### LONG-TERM GAIN/(LOSS)

Security Description	Date Acquired	Date Sold	Quantity	Sales Proceeds	Orig / Adj Total Cost	Realized Gain/(Loss)	Comments
comenity bank 5400 24SP26	09/14/23	09/26/24	100,000.000	\$100,000.00	\$100,000.00	\$0.00	
<b>Long-Term This Period</b>							<b>\$0.00</b>
<b>Long-Term Year to Date</b>							<b>\$0.00</b>
<b>Net Realized Gain/(Loss) This Period</b>							<b>\$0.00</b>
<b>Net Realized Gain/(Loss) Year to Date</b>							<b>\$0.00</b>

Treasury regulations require that we report on Form 1099-B a) adjusted cost basis on the sale of covered securities acquired on or after 1/1/11 (or the applicable date for the type of security), b) the gain or loss as either long-term or short-term, and c) basis adjustments on covered securities due to wash sales, certain corporate actions and transfers by gift or inheritance. This section may not reflect all the basis adjustments required when filing your tax return. For more information, refer to the Expanded Disclosures or go to [www.morganstanley.com/wealthdisclosures/disclosures.asp](http://www.morganstanley.com/wealthdisclosures/disclosures.asp).

### MESSAGES

#### Senior Investor Helpline

For any inquiries or potential concerns, senior investors or someone acting on their behalf may contact our Firm by calling (800) 280-4534.

#### FINRA BrokerCheck

FINRA has established the public disclosure program, known as BrokerCheck, to provide certain information regarding the disciplinary history of FINRA members and their associated persons. The BrokerCheck Hotline Number is 1-800-289-9999. The FINRA website address is [www.finra.org](http://www.finra.org). An investor brochure that includes information describing FINRA BrokerCheck may be obtained from FINRA.

Active Assets Account  
594-063937-157

COVERED BRIDGE TOWNHOMES  
PROPERTY OWNERS ASSOC. INC

## Account Detail

### Tips on Protecting Yourself from Fraudulent Account Activity

The protection of client data is of the utmost importance to us. Scams are on the rise, and they have become more sophisticated. Please remember to never share your personal information including account verification codes, account numbers, passwords or social security numbers with anyone you do not personally know.

Please be cautious opening attachments, clicking on links, or allowing external access to your computer. Scammers will be aggressive and create a sense of urgency. Scammers will promise unbelievable returns using crypto currency investing or sweepstakes/lottery. Scammers will use social media apps to build trust and then make sudden requests for money due to a hardship or emergency.

If you have any questions regarding scams or believe that you are a victim of a scam, please contact us or call 888-454-3965 to report online fraud or security concerns.

### Retirement Rollover Guide

If you are considering rolling over your retirement assets, please review our Rollover Guide which can be found at <https://www.morganstanleyclientserv.com/publiccontent/msoc/pdf/RolloverGuide.pdf> for important information regarding your options and the factors that you should consider before you make your rollover decision.

### Best Practices for Protecting Yourself and Your Investments

When investing at any financial institution or with a financial professional, it is important to keep the following best practices in mind:

- Be clear about your investment goals and the amount of risk you are comfortable taking.
- Before making any investments, be sure to ask questions about the potential investment, including the potential risks associated with them. Request information such as the prospectus, offering documents, or research information and carefully review them.
- Be cautious of investment opportunities that offer an unusually high rate of return but are described as low-risk or guaranteed.
- Be cautious of investment opportunities that are not offered directly through the institution you are investing with, such as real estate, start-up businesses, etc. as most financial institutions, like Morgan Stanley prohibit these types of recommendations.
- Read and retain your account statements, confirmations, and any other information you receive about your investment transactions including the firm's client relationship summary (CRS). The CRS can be located on the websites of all SEC registered investment advisors and broker-dealers who work with retail investors.
- Immediately contact a member of the management team if you recognize any type of a discrepancy on your account statement. For example;

- o A security or money transaction you did not authorize
- o An investment you purchased that you do not see on your account statement
- o An item on your account statement that you do not understand
- o When sending funds to your financial institution, be sure the funds are being sent directly to the financial institution you are investing with and not to a 3rd party institution.

Last but not least, never share your account passwords with anyone.

### Financial Disclosure Statement (in millions of dollars):

At July 31, 2024 Morgan Stanley Smith Barney LLC had net capital of \$5,420 which exceeded the Securities and Exchange Commission's minimum requirement by \$4,776. A copy of the Morgan Stanley Smith Barney LLC Consolidated Statement of Financial Condition at June 30, 2024 can be viewed online at: <https://www.morganstanley.com/about-us-ir/subsidiaries>, or may be mailed to you at no cost by calling 1 (833) 445-2492, after September 15, 2024.

### Changes to Precious Metals Delivery Fee Schedule

To cover the ongoing costs for delivery of precious metals, the fees charged for delivery of precious metals will increase effective November 18, 2024.

For additional details, please review "Information about Fees and Other Compensation", which can be found at <https://www.morganstanley.com/disclosures/fee-and-compensation>.

This page intentionally left blank



Active Assets Account  
594-063960-157

COVERED BRIDGE TOWNHOMES  
PROPERTY ASSOC INC

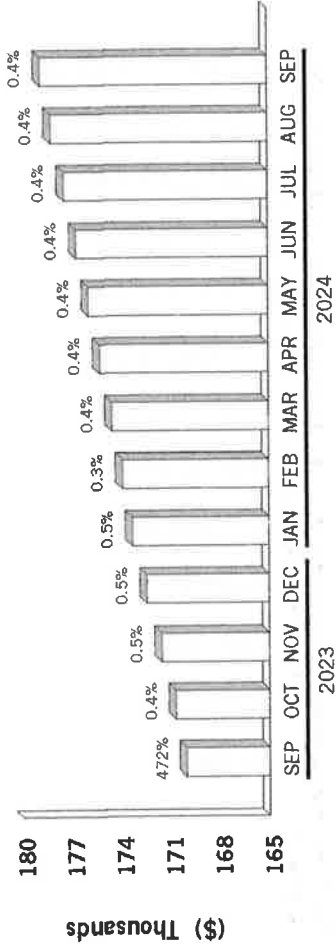
## Account Summary

### CHANGE IN VALUE OF YOUR ACCOUNT (includes accrued interest)

	This Period (9/1/24-9/30/24)	This Year (1/1/24-9/30/24)
<b>TOTAL BEGINNING VALUE</b>	<b>\$178,247.43</b>	<b>\$172,510.01</b>
Credits	—	—
Debits	—	—
Security Transfers	—	—
<b>Net Credits/Debits/Transfers</b>	<b>—</b>	<b>—</b>
<b>Change in Value</b>	<b>638.51</b>	<b>6,375.93</b>
<b>TOTAL ENDING VALUE</b>	<b>\$178,885.94</b>	<b>\$178,885.94</b>

### MARKET VALUE OVER TIME

The below chart displays the most recent thirteen months of Market Value.

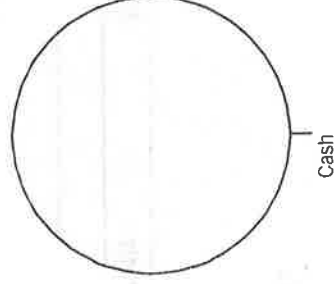


The percentages above represent the change in dollar value from the prior period. They do not represent account investment performance, as they do not consider the impact of contributions and withdrawals, nor other factors that may have affected performance calculations. No percentage will be displayed when the previous month reflected no value.

### ASSET ALLOCATION (includes accrued interest)

	Market Value	Percentage
Cash	\$178,885.94	100.00
<b>TOTAL VALUE</b>	<b>\$178,885.94</b>	<b>100.00%</b>

FDIC rules apply and Bank Deposits are eligible for FDIC insurance but are not covered by SIPC. Cash and securities (including MMFs) are eligible for SIPC coverage. See Expanded Disclosures. Values may include assets externally held, as a courtesy, and may not be covered by SIPC. Foreign Exchange (FX) is neither FDIC nor SIPC insured. For additional information, refer to the corresponding section of this statement.



This asset allocation represents holdings on a trade date basis, and projected settled Cash/BDP and MMF balances. These classifications do not constitute a recommendation and may differ from the classification of instruments for regulatory or tax purposes.

BUSINESS  
ACCOUNTS

TRUST  
ACCOUNTS

EDUCATION  
ACCOUNTS

RETIREMENT  
ACCOUNTS

PERSONAL  
ACCOUNTS

CONSOLIDATED  
SUMMARY

Active Assets Account  
594-063960-157

COVERED BRIDGE TOWNHOMES  
PROPERTY ASSOC INC

## Account Summary

### BALANCE SHEET <sup>(\*)</sup> includes accrued interest

	Last Period (as of 8/31/24)	This Period (as of 9/30/24)	This Period (9/1/24-9/30/24)	This Year (1/1/24-9/30/24)
Cash, BDP, MMFs	\$4,956.64	\$105,400.66	\$4,956.64	\$1,346.57
Savings and Time Deposits	73,199.63	73,485.28	(285.65)	(2,628.30)
Certificates of Deposit	100,091.16	—	100,000.00	100,000.00
<b>Total Assets</b>	<b>\$178,247.43</b>	<b>\$178,885.94</b>	<b>\$100,444.02</b>	<b>\$104,054.09</b>
<b>Total Liabilities (outstanding balance)</b>	<b>—</b>	<b>—</b>	<b>—</b>	<b>—</b>
<b>TOTAL VALUE</b>	<b>\$178,247.43</b>	<b>\$178,885.94</b>	<b>\$100,444.02</b>	<b>\$105,400.66</b>

### INCOME AND DISTRIBUTION SUMMARY

	This Period (9/1/24-9/30/24)	This Year (1/1/24-9/30/24)	Realized This Year (9/1/24-9/30/24)	Unrealized Inception to Date (as of 9/30/24)
Interest	\$729.67	\$6,682.39	—	—
<b>Income And Distributions</b>	<b>\$729.67</b>	<b>\$6,682.39</b>	<b>—</b>	<b>—</b>
<b>Tax-Exempt Income</b>	<b>—</b>	<b>—</b>	<b>—</b>	<b>—</b>
<b>TOTAL INCOME AND DISTRIBUTIONS</b>	<b>\$729.67</b>	<b>\$6,682.39</b>	<b>—</b>	<b>—</b>

Taxable and tax exempt income classifications are based on the characteristics of the underlying securities and not the taxable status of the account.

### CASH FLOW

<b>OPENING CASH, BDP, MMFs</b>	<b>\$4,956.64</b>	<b>\$105,400.66</b>
Purchases	(285.65)	(2,628.30)
Sales and Redemptions	100,000.00	100,000.00
Income and Distributions	729.67	6,682.39
<b>Total Investment Related Activity</b>	<b>\$100,444.02</b>	<b>\$104,054.09</b>
<b>Total Cash Related Activity</b>	<b>—</b>	<b>—</b>
<b>Total Card/Check Activity</b>	<b>—</b>	<b>—</b>
<b>CLOSING CASH, BDP, MMFs</b>	<b>\$105,400.66</b>	<b>\$105,400.66</b>

### GAIN/(LOSS) SUMMARY

<b>TOTAL GAIN/(LOSS)</b>	<b>—</b>	<b>—</b>
--------------------------	----------	----------

This Summary is for informational purposes only and should not be used for tax preparation. Refer to the Expanded Disclosures or go to [www.morganstanley.com/wealth/disclosures/disclosures.asp](http://www.morganstanley.com/wealth/disclosures/disclosures.asp).

Account Detail

Active Assets Account 594-063960-157  
 COVERED BRIDGE TOWNHOMES  
 PROPERTY ASSOC INC

Investment Objectives (in order of priority) : Income, Capital Appreciation, Aggressive Income, Speculation  
 Inform us if your investment objectives, as defined in the Expanded Disclosures, change.

Brokerage Account

HOLDINGS

This section reflects positions purchased/sold on a trade date basis. "Market Value" and "Unrealized Gain/(Loss)" may not reflect the value that could be obtained in the market. Your actual investment return may differ from the unrealized gain/(loss) displayed. Fixed Income securities are sorted by maturity or pre-refunding date, and alphabetically within date. Estimated Annual Income a) is calculated on a pre-tax basis, b) does not include any reduction for applicable non-US withholding taxes, c) may include return of principal or capital gains which could overstate such estimates, and d) for holdings that have a defined maturity date within the next 12 months, is reflected only through maturity date. Actual income or yield may be lower or higher than the estimates. Current Yield is an estimate for informational purposes only. It reflects the income generated by an investment, and is calculated by dividing the total estimated annual income by the current market value of the entire position. It does not reflect changes in its price. Structured Investments, identified on the Position Description Details line as "Asset Class: Struct Inv," may appear in various statement product categories. When displayed, the accrued interest, annual income and current yield for those with a contingent income feature (e.g., Range Accrual Notes or Contingent Income Notes) are estimates and assume specified accrual conditions are met during the relevant period and payment in full of all contingent interest. For Floating Rate Securities, the accrued interest, annual income and current yield are estimates based on the current floating coupon rate and may not reflect historic rates within the accrual period. For more information on how we price securities, go to [www.morganstanley.com/wealth/disclosures.asp](http://www.morganstanley.com/wealth/disclosures.asp).

CASH, BANK DEPOSIT PROGRAM AND MONEY MARKET FUNDS

Cash, Bank Deposit Program, and Money Market Funds are generally displayed on a settlement date basis. You have the right to instruct us to liquidate your bank deposit balance(s) or shares of any money market fund balance(s) at any time and have the proceeds of such liquidation remitted to you. Estimated Annual Income, Accrued Interest, and APY% will only be displayed for fully settled positions. Under the Bank Deposit Program, free credit balances held in an account(s) at Morgan Stanley Smith Barney LLC are automatically deposited into an interest-bearing deposit account(s), at Morgan Stanley Bank, N.A. and/or Morgan Stanley Private Bank, National Association, each a national bank, FDIC member and an affiliate of Morgan Stanley. Under certain circumstances, deposits may be held at other FDIC insured Program Banks. For more information regarding the Bank Deposit Program and the Program Banks, go to [https://www.morganstanley.com/content/dam/msdotcom/en/wealth-disclosures/pdfs/BDP\\_disclosure.pdf](https://www.morganstanley.com/content/dam/msdotcom/en/wealth-disclosures/pdfs/BDP_disclosure.pdf)

Description	Market Value	Current Yield %	7-Day Est Ann Income	APY %
MORGAN STANLEY BANK N.A.	\$105,400.66	—	\$10.54	0.010

Percentage of Holdings

58.92%

CASH, BDP, AND MMFS

Market Value \$105,400.66  
 Est Ann Income \$10.54



## Account Detail

Active Assets Account  
594-063960-157

COVERED BRIDGE TOWNHOMES  
PROPERTY ASSOC INC

## SAVINGS AND TIME DEPOSITS

USD Savings and Foreign Currency Deposits are eligible for FDIC insurance up to applicable USD equivalent limits. Deposits are not SIPC insured. For more information about FDIC insurance, visit [www.fdic.gov](http://www.fdic.gov). Deposit and Withdrawal activity for Savings and Time Deposits holdings will appear in the CASH FLOW ACTIVITY BY DATE or in the PURCHASES, DIVIDENDS REINVESTMENTS, and SALES AND REDEMPTIONS section of the statement.

### USD SAVINGS AND TIME DEPOSITS

Estimated Annual Income, Accrued Interest, and APY% will only be displayed for fully settled positions. Excessive withdrawals from Savings Deposit accounts that are in excess of applicable limits within a given month are subject to fees. All Savings Deposits are held at Morgan Stanley Private Bank, N.A. and/or Morgan Stanley Bank, National Association, both FDIC members and affiliates of Morgan Stanley Smith Barney LLC.

### USD SAVINGS DEPOSITS

Description	Value	Est Ann Income	APY %
MSBNA PREFERRED SAVINGS- QC	\$73,485.28	\$3,306.84	4.50

Asset Class: Cash

Description	Percentage of Holdings	Value	Est Ann Income	Accrued Interest
MSBNA PREFERRED SAVINGS- QC	41.08%	\$73,485.28	\$3,306.84	

### SAVINGS AND TIME DEPOSITS

Description	Percentage of Holdings	Total Cost	Market Value	Unrealized Gain/(Loss)	Est Ann Income	Accrued Interest	Current Yield %
MSBNA PREFERRED SAVINGS- QC	100.00%	—	\$178,885.94	N/A	\$3,317.38	—	1.85%

### TOTAL VALUE

Unrealized Gain/(Loss) totals only reflect positions that have both cost basis and market value information available. Cash, MMF, Deposits and positions stating 'Please Provide' or 'Pending Corporate Actions' are not included.

## ALLOCATION OF ASSETS

Asset Class	Cash	Equities	Fixed Income & Preferred Securities	Alternatives	Structured Investments	Other
Cash, BDP, MMF's	\$105,400.66	—	—	—	—	—
Savings and Time Deposits	73,485.28	—	—	—	—	—
<b>TOTAL ALLOCATION OF ASSETS</b>	<b>\$178,885.94</b>	—	—	—	—	—

Active Assets Account  
594-063960-157  
COVERED BRIDGE TOWNHOMES  
PROPERTY ASSOC INC

## Account Detail

### ACTIVITY

#### CASH FLOW ACTIVITY BY DATE

Activity Date	Settlement Date	Activity Type	Description	Comments	Quantity	Price	Credits/(Debits)
9/26		Interest Income	FIRST BANK Osage Beach MO CD	5.400% DUE2024-09-26 [31925YAQ5]			\$443.84
9/26	9/26	Redemption	FIRST BANK Osage Beach MO CD	5.400% DUE2024-09-26 [31925YAQ5] REDEMPTION OF MATURED BOND	100,000.000	100.0000	100,000.00
9/30		Interest Income	MSBNA PREFERRED SAVINGS- QC	(Period 09/01-09/30) CUSIP: 99YA78EB0			285.65
9/30		Interest Income	MORGAN STANLEY BANK N.A.	(Period 09/01-09/30)			0.18
9/30	9/30	Auto Bank Product Deposit	MSBNA PREFERRED SAVINGS- QC				(285.65)
<b>NET CREDITS/(DEBITS)</b>							<b>\$100,444.02</b>

#### MONEY MARKET FUND (MMF) AND BANK DEPOSIT PROGRAM ACTIVITY

Activity Date	Activity Type	Description	Credits/(Debits)
9/26	Automatic Investment	BANK DEPOSIT PROGRAM	\$100,443.84
9/30	Automatic Investment	BANK DEPOSIT PROGRAM	0.18
<b>NET ACTIVITY FOR PERIOD</b>			<b>\$100,444.02</b>

#### REALIZED GAIN/(LOSS) DETAIL

##### LONG-TERM GAIN/(LOSS)

Security Description	Quantity	Date Acquired	Date Sold	Sales Proceeds	Orig / Adj Total Cost	Realized Gain/(Loss)	Comments
FIRST BANK	5400	24SP26	09/18/23	09/26/24	100,000.000	100,000.000	\$0.00
<b>Long-Term This Period</b>							<b>\$0.00</b>
<b>Long-Term Year to Date</b>							<b>\$0.00</b>
<b>Net Realized Gain/(Loss) This Period</b>							<b>\$0.00</b>
<b>Net Realized Gain/(Loss) Year to Date</b>							<b>\$0.00</b>

Treasury regulations require that we report on Form 1099-B a) adjusted cost basis on the sale of covered securities acquired on or after 1/1/11 (or the applicable date for the type of security), b) the gain or loss as either long-term or short-term, and c) basis adjustments on covered securities due to wash sales, certain corporate actions and transfers by gift or inheritance. This section may not reflect all the basis adjustments required when filing your tax return. For more information, refer to the Expanded Disclosures or go to [www.morganstanley.com/wealth/disclosures/disclosures.asp](http://www.morganstanley.com/wealth/disclosures/disclosures.asp).

### MESSAGES

#### Senior Investor Helpline

For any inquiries or potential concerns, senior investors or someone acting on their behalf may contact our Firm by calling (800) 280-4534.

## Account Detail

Active Assets Account  
594-063960-157

COVERED BRIDGE TOWNHOMES  
PROPERTY ASSOC INC

### FINRA BrokerCheck

FINRA has established the public disclosure program, known as BrokerCheck, to provide certain information regarding the disciplinary history of FINRA members and their associated persons. The BrokerCheck Hotline Number is 1-800-289-9999. The FINRA website address is [www.finra.org](http://www.finra.org). An investor brochure that includes information describing FINRA BrokerCheck may be obtained from FINRA.

### Tips on Protecting Yourself from Fraudulent Account Activity

The protection of client data is of the utmost importance to us. Scams are on the rise, and they have become more sophisticated. Please remember to never share your personal information including account verification codes, account numbers, passwords or social security numbers with anyone you do not personally know.

Please be cautious opening attachments, clicking on links, or allowing external access to your computer. Scammers will be aggressive and create a sense of urgency. Scammers will promise unbelievable returns using crypto currency investing or sweepstakes/lottery. Scammers will use social media apps to build trust and then make sudden requests for money due to a hardship or emergency.

If you have any questions regarding scams or believe that you are a victim of a scam, please contact us or call 888-454-3965 to report online fraud or security concerns.

### Retirement Rollover Guide

If you are considering rolling over your retirement assets, please review our Rollover Guide which can be found at <https://www.morganstanleyclientserv.com/publiccontent/msoc/pdf/RolloverGuide.pdf> for important information regarding your options and the factors that you should consider before you make your rollover decision.

### Best Practices for Protecting Yourself and Your Investments

When investing at any financial institution or with a financial professional, it is important to keep the following best practices in mind:

- Be clear about your investment goals and the amount of risk you are comfortable taking.
- Before making any investments, be sure to ask questions about the potential investment, including the potential risks associated with them. Request information such as the prospectus, offering documents, or research information and carefully review them.
- Be cautious of investment opportunities that offer an unusually high rate of return but are described as low-risk or guaranteed.
- Be cautious of investment opportunities that are not offered directly through the institution you are investing with, such as real estate, start-up businesses, etc. as most financial institutions, like Morgan Stanley prohibit these types of recommendations.
- Read and retain your account statements, confirmations, and any other information you receive about your investment transactions including the firm's client relationship summary (CRS). The CRS can be located on the websites of all SEC registered investment advisors and broker-dealers who work with retail investors.
- Immediately contact a member of the management team if you recognize any type of a discrepancy on your account statement. For example:
  - o A security or money transaction you did not authorize
  - o An investment you purchased that you do not see on your account statement
  - o An item on your account statement that you do not understand
- When sending funds to your financial institution, be sure the funds are being sent directly to the financial institution you are investing with and not to a 3rd party institution.

### Financial Disclosure Statement (in millions of dollars):

At July 31, 2024 Morgan Stanley Smith Barney LLC had net capital of \$5,420 which exceeded the Securities and Exchange Commission's minimum requirement by \$4,776. A copy of the Morgan Stanley Smith Barney LLC Consolidated Statement of Financial Condition at June 30, 2024 can be viewed online at: <https://www.morganstanley.com/about-us-ir/subsidiaries>, or may be mailed to you at no cost by calling 1 (833) 445-2492, after September 15, 2024.

### Changes to Precious Metals Delivery Fee Schedule

To cover the ongoing costs for delivery of precious metals; the fees charged for delivery of precious metals will increase effective November 18, 2024. For additional details, please review "Information about Fees and Other Compensation", which can be found at <https://www.morganstanley.com/disclosures/fee-and-compensation>.



COVERED BRIDGE TOWNHOMES  
PROPERTY OWNERS ASSOC. INC  
RESERVED ACCOUNT  
24701 US HWY 19N SUITE 102  
CLEARWATER FL 33763-4086

95P 277 000673

**Financial Advisor**  
80 STATE STREET, 12TH FL 80 STATE  
ALBANY, NY  
12207

[www.morganstanley.com/online](http://www.morganstanley.com/online)

OCTOBER 3, 2024

Enclosed is a consolidated mailing of all trade confirmations (and prospectuses, if required) for the accounts and securities listed below. This consolidated mailing utilizes the same mailing grouping and address as your Morgan Stanley account statements. If you have any questions about these documents, please feel free to contact us.

**If you would prefer to receive trade confirmations, prospectuses, and other account documents electronically, go paperless by enrolling in eDelivery at [www.morganstanley.com/edelivery](http://www.morganstanley.com/edelivery).**

SECURITY NAME	SECURITY ID	SYMBOL	PROSPECTUS ENCLOSED
CITY NATL BK FLA MIAMI FL Accounts: 594-XXX960	17801DJT4		X
MS BANK NA SALT LAKE CITY Accounts: 594-XXX937	61690DYB8		X



COVERED BRIDGE TOWNHOMES  
PROPERTY OWNERS ASSOC. INC  
RESERVED ACCOUNT  
24701 US HWY 19N SUITE 102  
CLEARWATER FL 33763-4086

**Your Account Number:** 594-XXX937-157  
Account Type - Cash, Active Assets

**Your Financial Advisor**  
THE RW GROUP

**Your Branch**  
80 STATE STREET, 12TH FL  
ALBANY, NY 12207  
Telephone: (518) 463-4111

*This transaction is confirmed in accordance with the information provided on the Conditions and Disclosures page.*

Trade Date	Settlement Date	Quantity	Price	Settlement Amount
10/02/2024	10/09/2024	125,000	100.00	Principal \$125,000.00
				<b>Net Amount \$125,000.00</b>

**Transaction Type: Bought**

**Description: MS BANK NA SALT LAKE CITY UT CD**

MATURES 10/09/2026 COUPON 3.70% FIXED  
COUPON PAYABLE SEMI-ANNUALLY ON APRIL AND OCTOBER 9th  
ISSUE DATE 10/09/2024 FIRST COUPON DATE 04/09/2025  
Symbol / CUSIP / ISIN: - / 61690DYB8 / US61690DYB80  
Exchange / Execution Code: 8 / E

Interest paid semi-annually

Yield to maturity 3.700%

CD disclosure statement is available at the following website:

[www.morganstanley.com/wealth/disclosures/pdfs/cd\\_ds.pdf](http://www.morganstanley.com/wealth/disclosures/pdfs/cd_ds.pdf)

The issuer of these securities may be deemed to control, be controlled by, or be under common control with Morgan Stanley Smith Barney LLC due to ownership, board and/or other relationship.

Please promptly notify us if you have any questions or concerns regarding your authorization of this transaction or its terms.

FDIC insured within applicable limits

Morgan Stanley Smith Barney LLC. Member SIPC. The transaction(s) may have been executed with Morgan Stanley & Co. LLC, an affiliate, which may receive compensation for any such services.



COVERED BRIDGE TOWNHOMES  
PROPERTY ASSOC INC  
OPERATING ACCOUNT  
24701 US HWY 19 N STE 102  
CLEARWATER FL 33763-4086

**Your Account Number:** 594-XXX960-157  
Account Type - Cash, Active Assets

**Your Financial Advisor**  
THE RW GROUP

**Your Branch**  
80 STATE STREET, 12TH FL  
ALBANY, NY 12207  
Telephone: (518) 463-4111

*This transaction is confirmed in accordance with the information provided on the Conditions and Disclosures page.*

Trade Date	Settlement Date	Quantity	Price	Settlement Amount
10/02/2024	10/04/2024	100,000	100.00	Principal \$100,000.00
				<b>Net Amount \$100,000.00</b>

**Transaction Type: Bought**

**Description: CITY NATL BK FLA MIAMI FL CD**  
MATURES 10/03/2025 COUPON 3.90% FIXED  
INTEREST PAID AT MATURITY  
ISSUE DATE 10/04/2024  
Symbol / CUSIP / ISIN: - / 17801DJT4 / US17801DJT46  
Exchange / Execution Code: 8 / E

Interest paid at maturity  
Yield to maturity 3.900%  
CD disclosure statement is available at the following website:  
[www.morganstanley.com/wealth/disclosures/pdfs/cd\\_ds.pdf](http://www.morganstanley.com/wealth/disclosures/pdfs/cd_ds.pdf).  
Please promptly notify us if you have any questions or concerns regarding your authorization of this transaction or its terms.  
FDIC insured within applicable limits

Morgan Stanley Smith Barney LLC. Member SIPC. The transaction(s) may have been executed with Morgan Stanley & Co. LLC, an affiliate, which may receive compensation for any such services.



COVERED BRIDGE TOWNHOMES  
PROPERTY OWNERS ASSOC. INC  
RESERVED ACCOUNT  
24701 US HWY 19N SUITE 102  
CLEARWATER FL 33763-4086

95P 303 000365

**The RW Group**  
**Financial Advisor**  
80 STATE STREET, 12TH FL 80 STATE  
ALBANY, NY  
12207

[www.morganstanley.com/online](http://www.morganstanley.com/online)

OCTOBER 29, 2024

Enclosed is a consolidated mailing of all trade confirmations (and prospectuses, if required) for the accounts and securities listed below. This consolidated mailing utilizes the same mailing grouping and address as your Morgan Stanley account statements. If you have any questions about these documents, please feel free to contact us.

**If you would prefer to receive trade confirmations, prospectuses, and other account documents electronically, go paperless by enrolling in eDelivery at [www.morganstanley.com/edelivery](http://www.morganstanley.com/edelivery).**

SECURITY NAME	SECURITY ID	SYMBOL	PROSPECTUS ENCLOSED
BANC OF CALIFORNI LOS ANG Accounts: 594-XXX937	05890QCV4		X



COVERED BRIDGE TOWNHOMES  
PROPERTY OWNERS ASSOC. INC  
RESERVED ACCOUNT  
24701 US HWY 19N SUITE 102  
CLEARWATER FL 33763-4086

**Your Account Number:** 594-XXX937-157  
Account Type - Cash, Active Assets

**Your Financial Advisor**  
THE RW GROUP

**Your Branch**  
80 STATE STREET, 12TH FL  
ALBANY, NY 12207  
Telephone: (518) 463-4111

*This transaction is confirmed in accordance with the information provided on the Conditions and Disclosures page.*

Trade Date	Settlement Date	Quantity	Price	Settlement Amount
10/28/2024	10/31/2024	250,000	100.00	Principal \$250,000.00
				<b>Net Amount \$250,000.00</b>

**Transaction Type: Bought**

**Description: BANC OF CALIFORNI LOS ANGELES CA CD**  
MATURES 11/02/2026 COUPON 4.00% FIXED  
COUPON PAYABLE SEMI-ANNUALLY ON APRIL AND OCTOBER 30th  
ISSUE DATE 10/31/2024 FIRST COUPON DATE 04/30/2025  
Symbol / CUSIP / ISIN: - / 05890QCV4 / US05890QCV41  
Exchange / Execution Code: 8 / E

Interest paid semi-annually  
Yield to maturity 4.000%  
CD disclosure statement is available at the following website:  
[www.morganstanley.com/wealth/disclosures/pdfs/cd\\_ds.pdf](http://www.morganstanley.com/wealth/disclosures/pdfs/cd_ds.pdf).  
Please promptly notify us if you have any questions or concerns regarding your authorization of this transaction or its terms.  
FDIC insured within applicable limits

Morgan Stanley Smith Barney LLC. Member SIPC. The transaction(s) may have been executed with Morgan Stanley & Co. LLC, an affiliate, which may receive compensation for any such services.



**Re: Disclosure Statement for your Recently Purchased Certificates of Deposit**

**PLEASE REVIEW AND RETAIN FOR YOUR RECORDS**

Morgan Stanley is committed to keeping you informed about important matters pertaining to your account. Enclosed for your review is the Disclosure Statement for the Certificates of Deposit (CDs) you recently purchased.

Please be advised that for future purchases of CDs, the Disclosure Statement will be made available to you through a disclosure on your purchase confirmation. The confirmation will state that the CD Disclosure Statement is available online at [www.morganstanley.com/wealth/disclosures/disclosures.asp](http://www.morganstanley.com/wealth/disclosures/disclosures.asp) or by contacting our Client Service Center at 800-584-6837. Disclosure Statements for CDs with certain unique features (e.g., structured CDs or callable CDs) may continue to be delivered to you in hard copy form.

Please feel free to contact your Financial Advisor or Private Wealth Advisor if you have any questions. We value you as a client and look forward to continuing to serve your wealth management needs.

October 28, 2024



003112 MSHSLNA1 000000 594 157  
COVERED BRIDGE TOWNHOMES  
PROPERTY OWNERS ASSOC. INC  
RESERVED ACCOUNT  
24701 US HWY 19N SUITE 102  
CLEARWATER FL 33763-4086

The RW Group  
Financial Advisor  
www.morganstanley.com

**ACCOUNT NUMBER: 594-XXX937**

**PLEASE REVIEW | NOTICE OF SAVINGS DEPOSIT**

In accordance with your request, this notice confirms that a Preferred Savings Program deposit was made for the account referenced above:

Amount: \$9,571.49  
Transaction Date: October 28, 2024  
APY<sup>1</sup>: 4.50%  
Entity: Morgan Stanley Private Bank, National Association

We value you as a client and thank you for the opportunity to serve your financial needs. If you have any questions, please contact a member of your Morgan Stanley Team.

<sup>1</sup>Rate may adjust at any time in accordance with the prevailing rate environment, including during the availability period.

Under the Preferred Savings Program, Morgan Stanley Smith Barney LLC makes available interest-bearing FDIC insured deposit account(s) at either Morgan Stanley Private Bank, National Association or Morgan Stanley Bank, N.A., each a national bank, Member FDIC, and an affiliate of Morgan Stanley Smith Barney LLC, as selected by the client. Deposits placed in the Preferred Savings Program are eligible for FDIC insurance up to \$250,000 (including principal and interest) per depositor, per each bank selected by the client for all deposits held in the same insurable capacity (the Maximum Applicable Deposit Insurance Amount). All deposits per bank held in the same insurable capacity will be aggregated for purposes of the Maximum Applicable Deposit Insurance Amount, including deposits maintained through the Bank Deposit Program. You are responsible for monitoring the total amount held with each bank. The bank also reserves the right to offer promotional rates from time to time. Detailed information on federal deposit insurance coverage is available on the FDIC's website (<https://www.fdic.gov/deposit/deposits/>).

**The Preferred Savings Program is not intended for clients who need to have frequent access to funds, and those funds will not be automatically accessed to reduce a debit or margin loan in your brokerage account. Withdrawals from an account in the Preferred Savings Program are limited to ten (10) transactions per calendar month, and any withdrawal or transfer over the limit in any one calendar month will be subject to an excess withdrawal fee.**

Morgan Stanley Smith Barney LLC is a registered Broker/Dealer, Member SIPC, and not a bank. Where appropriate, Morgan Stanley Smith Barney LLC has entered into arrangements with banks and other third parties to assist in offering certain banking related products and services.

**Investment, insurance and annuity products offered through Morgan Stanley Smith Barney LLC are: NOT FDIC INSURED  
I MAY LOSE VALUE | NOT BANK GUARANTEED | NOT A BANK DEPOSIT | NOT INSURED BY ANY FEDERAL GOVERNMENT AGENCY**



October 2, 2024



004572 MSHSL3A1 000000 594 157  
COVERED BRIDGE TOWNHOMES  
PROPERTY OWNERS ASSOC. INC  
RESERVED ACCOUNT  
24701 US HWY 19N SUITE 102  
CLEARWATER FL 33763-4086

The RW Group  
Financial Advisor  
www.morganstanley.com

**ACCOUNT NUMBER: 594-XXX937**

## PLEASE REVIEW | NOTICE OF PREFERRED SAVINGS WITHDRAWAL

Morgan Stanley is committed to keeping you informed about important matters that may affect your account(s).

### What you need to know:

Per your request, this is confirmation that a withdrawal was made from the deposit position in the Preferred Savings Program held within the account referenced above. The savings withdrawal details are as follows:

Amount:	\$16,768.01
Transaction Date:	October 2, 2024
Withdrawal Fee:	\$0
Entity:	Morgan Stanley Private Bank, National Association

If you have any questions, please contact a member of your Morgan Stanley team. We value you as a client and thank you for the opportunity to serve your financial needs.

Under the Preferred Savings Program, Morgan Stanley Smith Barney LLC makes available interest-bearing FDIC insured deposit account(s) at either Morgan Stanley Private Bank, National Association or Morgan Stanley Bank, N.A., each a national bank, Member FDIC, and an affiliate of Morgan Stanley Smith Barney LLC, as selected by the client. Deposits placed in the Preferred Savings Program are eligible for FDIC insurance up to \$250,000 (including principal and interest) per depositor, per each bank selected by the client for all deposits held in the same insurable capacity (the Maximum Applicable Deposit Insurance Amount). All deposits per bank held in the same insurable capacity will be aggregated for purposes of the Maximum Applicable Deposit Insurance Amount, including deposits maintained through the Bank Deposit Program. You are responsible for monitoring the total amount held with each bank. The bank also reserves the right to offer promotional rates from time to time. Detailed information on federal deposit insurance coverage is available on the FDIC's website (<https://www.fdic.gov/deposit/deposits/>).

**The Preferred Savings Program is not intended for clients who need to have frequent access to funds, and those funds will not be automatically accessed to reduce a debit or margin loan in your brokerage account. Withdrawals from an account in the Preferred Savings Program are limited to ten (10) transactions per calendar month, and any withdrawal or transfer over the limit in any one calendar month will be subject to an excess withdrawal fee.**

Morgan Stanley Smith Barney LLC is a registered Broker/Dealer, Member SIPC, and not a bank. Where appropriate, Morgan Stanley Smith Barney LLC has entered into arrangements with banks and other third parties to assist in offering certain banking related products and services.

**Investment, insurance and annuity products offered through Morgan Stanley Smith Barney LLC are: NOT FDIC INSURED  
I MAY LOSE VALUE | NOT BANK GUARANTEED | NOT A BANK DEPOSIT | NOT INSURED BY ANY FEDERAL GOVERNMENT AGENCY**

1 of 1

80 STATE STREET 12TH FL • ALBANY NY 12207  
Morgan Stanley Smith Barney LLC. Member SIPC.



October 2, 2024



000858 MSHSL3A1 000000 594 157  
COVERED BRIDGE TOWNHOMES  
PROPERTY ASSOC INC  
OPERATING ACCOUNT  
24701 US HWY 19 N STE 102  
CLEARWATER FL 33763-4086

The RW Group  
Financial Advisor  
www.morganstanley.com

**ACCOUNT NUMBER: 594-XXX960**

## PLEASE REVIEW | NOTICE OF SAVINGS DEPOSIT

In accordance with your request, this notice confirms that a Preferred Savings Program deposit was made for the account referenced above:

Amount:	\$5,400.66
Transaction Date:	October 2, 2024
APY <sup>1</sup> :	4.50%
Entity:	Morgan Stanley Bank, N.A.

We value you as a client and thank you for the opportunity to serve your financial needs. If you have any questions, please contact a member of your Morgan Stanley Team.

<sup>1</sup>Rate may adjust at any time in accordance with the prevailing rate environment, including during the availability period.

Under the Preferred Savings Program, Morgan Stanley Smith Barney LLC makes available interest-bearing FDIC insured deposit account(s) at either Morgan Stanley Private Bank, National Association or Morgan Stanley Bank, N.A., each a national bank, Member FDIC, and an affiliate of Morgan Stanley Smith Barney LLC, as selected by the client. Deposits placed in the Preferred Savings Program are eligible for FDIC insurance up to \$250,000 (including principal and interest) per depositor, per each bank selected by the client for all deposits held in the same insurable capacity (the Maximum Applicable Deposit Insurance Amount). All deposits per bank held in the same insurable capacity will be aggregated for purposes of the Maximum Applicable Deposit Insurance Amount, including deposits maintained through the Bank Deposit Program. You are responsible for monitoring the total amount held with each bank. The bank also reserves the right to offer promotional rates from time to time. Detailed information on federal deposit insurance coverage is available on the FDIC's website (<https://www.fdic.gov/deposit/deposits/>).

**The Preferred Savings Program is not intended for clients who need to have frequent access to funds, and those funds will not be automatically accessed to reduce a debit or margin loan in your brokerage account. Withdrawals from an account in the Preferred Savings Program are limited to ten (10) transactions per calendar month, and any withdrawal or transfer over the limit in any one calendar month will be subject to an excess withdrawal fee.**

Morgan Stanley Smith Barney LLC is a registered Broker/Dealer, Member SIPC, and not a bank. Where appropriate, Morgan Stanley Smith Barney LLC has entered into arrangements with banks and other third parties to assist in offering certain banking related products and services.

**Investment, insurance and annuity products offered through Morgan Stanley Smith Barney LLC are: NOT FDIC INSURED  
I MAY LOSE VALUE | NOT BANK GUARANTEED | NOT A BANK DEPOSIT | NOT INSURED BY ANY FEDERAL GOVERNMENT AGENCY**

80 STATE STREET 12TH FL • ALBANY NY 12207  
Morgan Stanley Smith Barney LLC, Member SIPC.

1 of 1

